



ZOTERO

Maria do Rosário Duarte
Abril 2017

No final, deverá ser capaz de ...

- Instalar o programa
- Definir preferências,
- Importar referências, documentos ou páginas
- Integrá-lo com os processadores de texto
- Identificar e utilizar plenamente todas as funções

Zotero

- O **Zotero** é um software livre (em regime de open source), disponibilizado pelo web browser Mozilla Firefox, que permite recolher, gerir e citar fontes bibliográficas.
- Existe o **Zotero** para o browser **Mozilla Firefox** e o **Zotero Standalone** para o **Chrome**, para **Safari** e se o desejarmos também para **Firefox**
- O **Zotero** interage com os recursos on-line, permitindo a captura automática de informação para citação a partir de páginas Web.
- É integrável com o **Microsoft Word**, o **Open Office** o **Neo Office** e o **Libre Office** através de plugins.
- É passível de ser usado com o WordPress e outros softwares de blogs.
- Permite o armazenamento de páginas HTML, de “PDF’s”, de vídeos, fotografias, documentos word ou excel inclusivé e outros
- Permite anotações (embora não diretamente no PDF) e/ou a inserção de notas ou comentários
- Pode ser usado off-line (desde que instalado o plugin para MS Word ou Open Office).

Instalação para Firefox

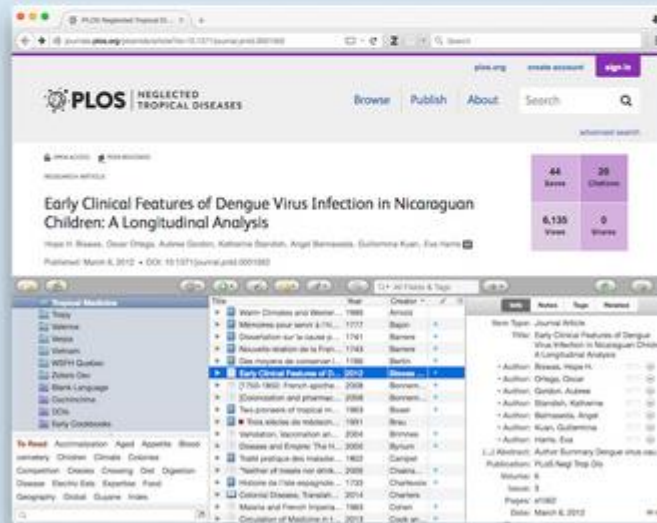
Zotero for Firefox

Zotero for Firefox lets you capture and organize all your research without ever leaving the browser.



Add a [plugin for Word or LibreOffice](#)

[Trouble installing Zotero?](#)



Instalação para Firefox

Zotero | Download

https://www.zotero.org/download/

Documentação Fóruns Get Involved

Search support Search

www.zotero.org

Este site pretende instalar um extra no Firefox:

Zotero

Saber mais...

Cancelar Instalar

Zotero for Firefox

Zotero for Firefox lets you capture and organize all your research without ever leaving the browser.

Install Zotero for Firefox

Add a [plugin for Word or LibreOffice](#)

[Trouble installing Zotero?](#)

Zotero Standalone

Zotero Standalone runs as a separate application and plugs into your choice of browser.

Download Zotero for Windows

Next, add one of the following browser extensions:

Firefox Chrome Safari

Plugins for Word and LibreOffice are included

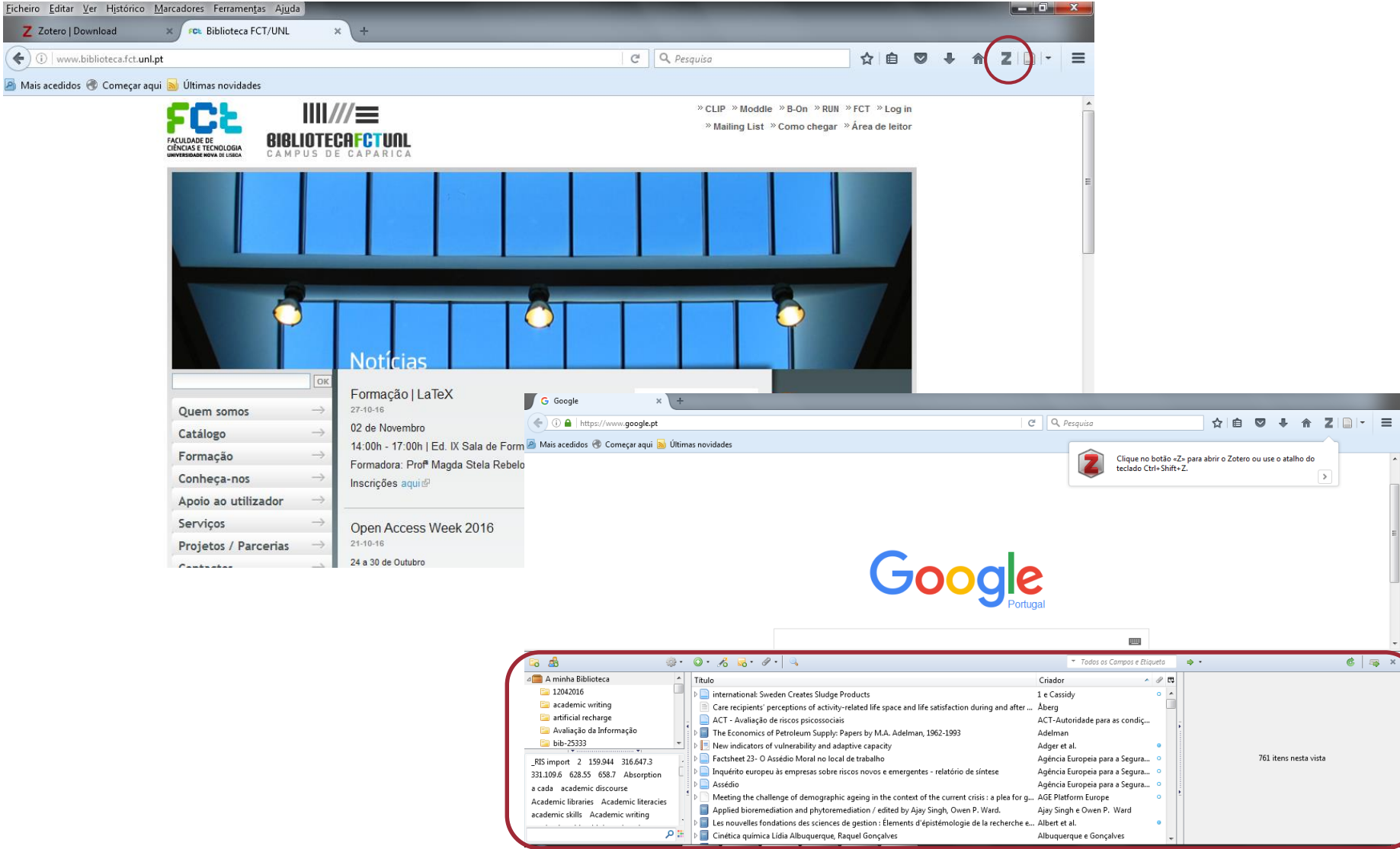
Instalação para Firefox

The screenshot shows a Firefox browser window with the address bar displaying <https://www.zotero.org/download/>. Two security warnings are overlaid on the page:

- Warning 1:** A dialog box with a green puzzle piece icon and a close button (X). The text reads: "www.zotero.org Este site pretende instalar um extra no Firefox: Zotero". Below the text is a blue link "Saber mais...". At the bottom are two buttons: "Cancelar" and "Instalar".
- Warning 2:** A dialog box with a green puzzle piece icon and a refresh button (C). The text reads: "www.zotero.org Reinicie o Firefox para instalar Zotero.". At the bottom is a button: "Reiniciar agora" with a dropdown arrow.

The background page content includes the text "Zotero for Firefox", "Zotero lets you capture and organize all your research without ever leaving the browser.", and a prominent red button that says "Install Zotero for Firefox". Below the button, it says "Add a [plugin for Word or LibreOffice](#)".

Instalação para Firefox



Zotero Standalone - Instalação

Zotero Standalone

Zotero Standalone runs as a separate application and plugs into your choice of browser.

 **Download Zotero for Windows**

Next, add one of the following browser extensions:

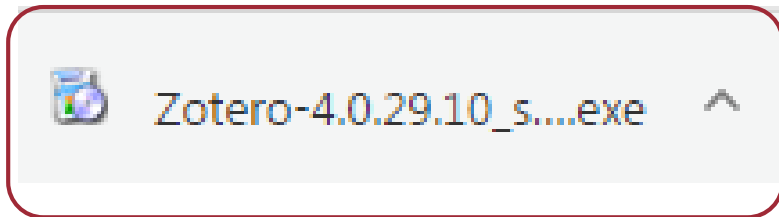
 **Chrome**  **Safari**  **Firefox**

Plugins for Word and LibreOffice are included

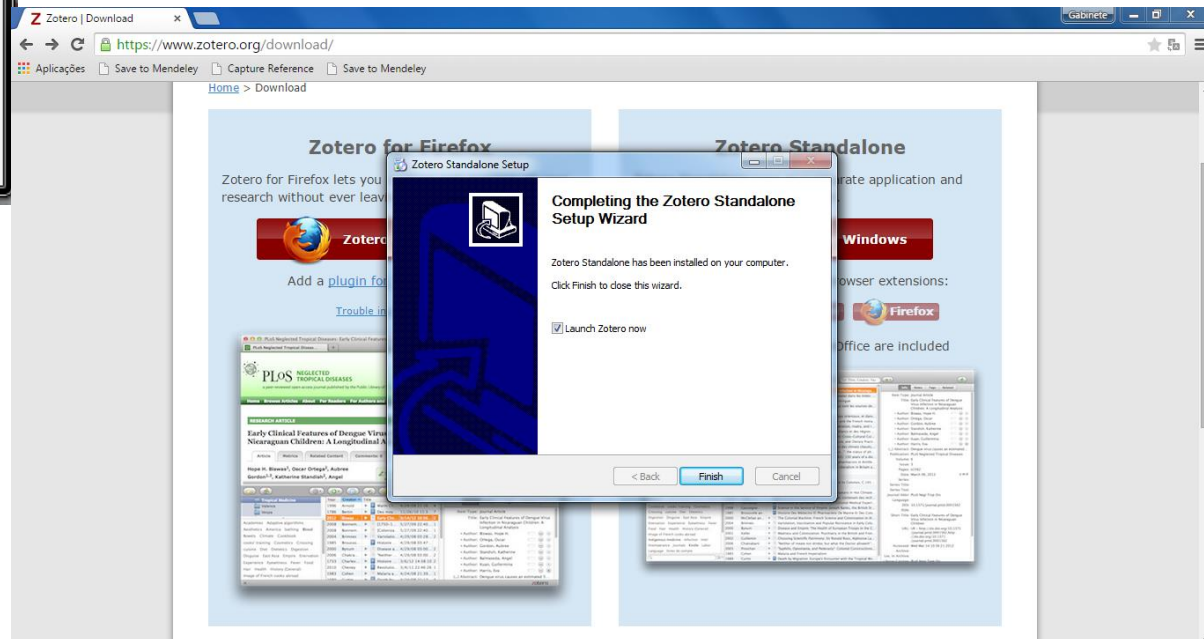
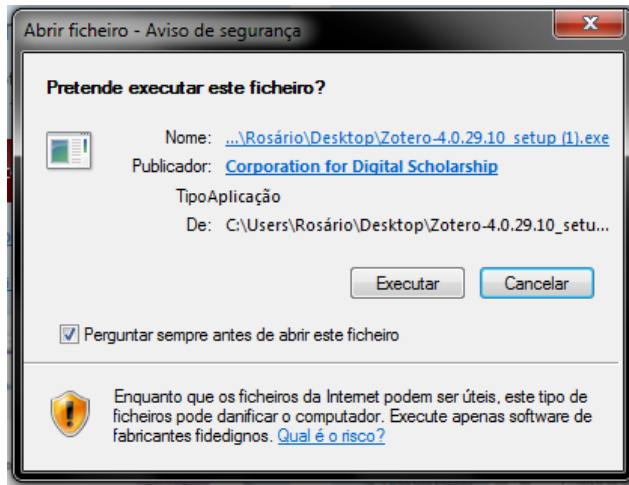


Após dar o comando de instalação do Zotero standalone é feito o download de um ficheiro executável.

Em simultâneo (se estamos a usar o Chrome abre automaticamente uma janela para instalarmos os conectores no browser de modo a ser possível ao Zotero capturar automaticamente referências das plataformas online.



Zotero Standalone - Instalação



Zotero Standalone - Instalação

The image shows a Windows desktop environment with a web browser window in the background displaying the Zotero website. The browser address bar shows <https://www.zotero.org/download/>. The page content includes sections for "Zotero for Firefox" and "Zotero Standalone".

In the foreground, a "Zotero Standalone Setup" dialog box is open, titled "Completing the Zotero Standalone Setup Wizard". The dialog contains the following text:

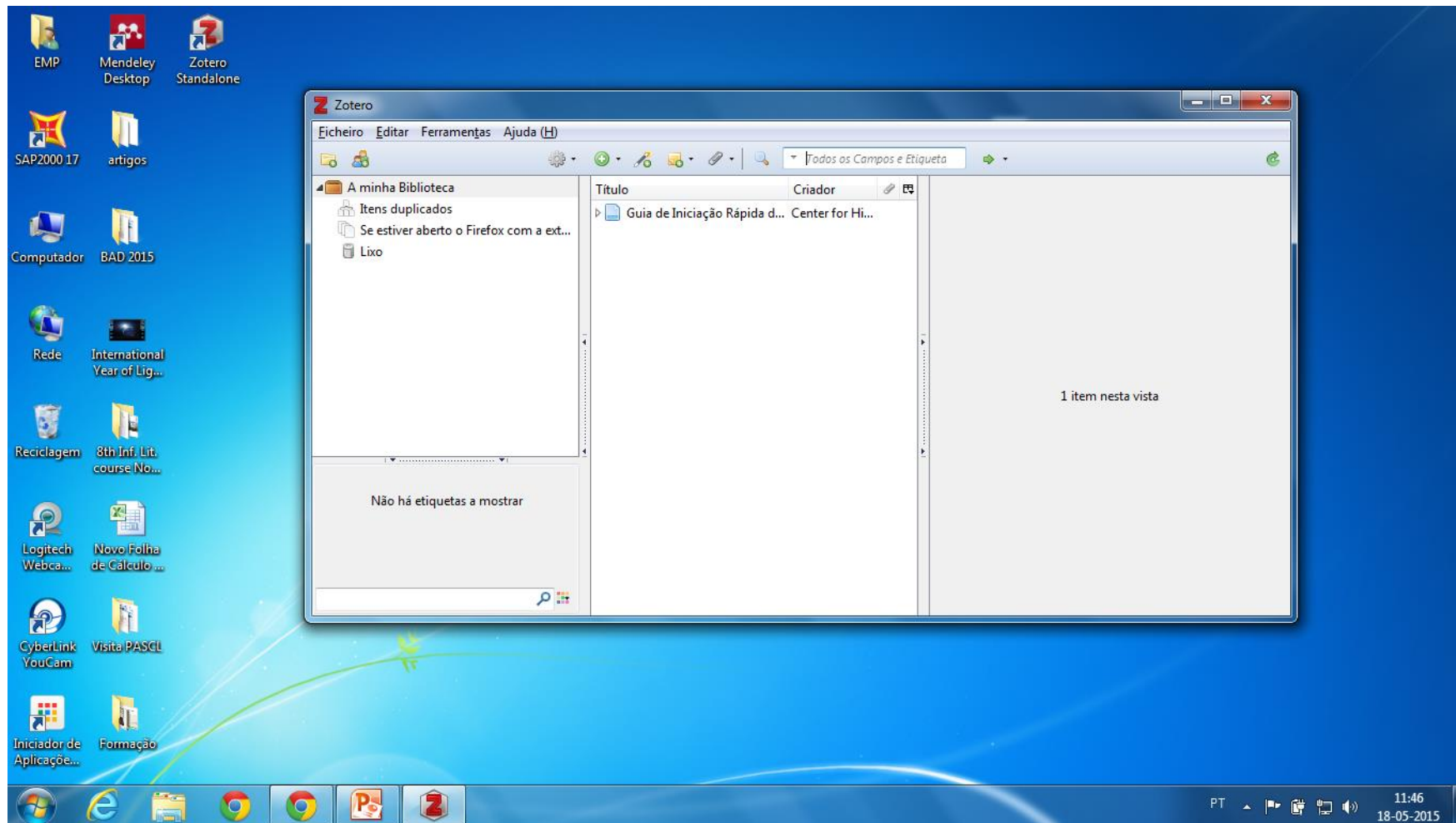
Zotero Standalone has been installed on your computer.
Click Finish to close this wizard.

Launch Zotero now

At the bottom of the dialog are three buttons: "< Back", "Finish", and "Cancel".

The background browser window shows a list of research articles, including one from PLOS Neglected Tropical Diseases titled "Early Clinical Features of Dengue Virus in Nicaraguan Children: A Longitudinal Study". The Windows taskbar at the bottom shows the system tray with the time 11:43 and date 18-05-2015.

Zotero Standalone - Instalação



Zotero Standalone

Como o Zotero Standalone é independente do browser, existem certas definições avançadas que não funcionam.

Da mesma forma, uma vez que Zotero Standalone não tem acesso aos cookies armazenados no browser, às vezes não é capaz de importar automaticamente ficheiros de artigos quando estes estão acessíveis através de uma proxy.

Uma das características mais interessantes do Zotero é a sua capacidade para capturar metadados automaticamente a partir de sites.

Para o fazer o Zotero Standalone precisa de comunicar com o browser que estamos a utilizar, o que é feito através da instalação de conectores Zotero para Chrome, Safari, Opera ...



Configuração para Chrome

Conectores para Chrome

<https://chrome.google.com/webstore/detail/zotero-connector/ekhagklcjbdpajgpjgmbionhlpdbjgc>

Save to Mendeley Capture Reference Save to Mendeley

web store

Pesquisar na loja

Aplicações

Extensões

Temas

TIPOS

Aplicações e temas

Websites

CATEGORIAS

Tudo

FUNCIONALIDADES

Funciona no Android

Do Google

Gratuito

Disponível para dispositivos móveis

Funciona no iOS

Zotero Connector
de Zotero

★★★★☆ (836) Produtividade

VISTA GERAL COMENTÁRIOS

Confirmar Nova Extensão

Adicionar "Zotero Connector"?

Esta pode:

- Ler e alterar todos os dados nos Websites que visita

Adicionar Cancelar

A VERIFICAR...

g+1 1.944

Saves references to Zotero from Chrome and Opera

Zotero is a free, easy-to-use, open source tool to help you collect, organize, cite, and share your research sources.

Zotero is the only research tool that automatically senses content and saves it your personal library with a single click. Whether you're searching for a preprint on arXiv.org, a journal article from JSTOR, a news story from the New York Times, or a book from your university library catalog, Zotero has you covered with support for thousands of sites.

The Zotero icon will appear in the address

[Web site](#)

[Denunciar Abuso](#)

Versão: 4.0.26

Atualizado: 14 de março de 2015

Tamanho: 274KB

Idioma: English

Superpower your browser with LibX and Zotero

Open source tools for research

Jason Puckett

Author Affiliations

Most of our powerful research tools now exist on the Web, but libraries shouldn't overlook the ability to add research features to the browser software itself. The extensible nature of the Firefox browser in particular makes it easy to install add-ons that help researchers at every stage of the research cycle, from search and discovery to writing and citation.

Two such add-ons are LibX, which enhances the search process, and Zotero, which eases saving, organizing, and citing sources. The LibX search toolbar can be customized to search your library's catalog and databases, insert library links into sites like Amazon and Wikipedia, and more. Zotero is a citation manager and bibliography creator that is as easy to use as iTunes. They run on any operating system that will run Firefox, and LibX will also work with Internet Explorer for Windows. Both plug-ins are free open source tools developed by universities for academic researchers.

Some of the benefits of choosing open source programs are obvious. Both programs are "free as in beer" (free of cost), so any library or user can download them without restriction. Unlike our licensed databases and software, researchers can continue to use these tools after they graduate or move away from college.

Previous | Next Article > Table of Contents

This Article

February 2010
College & Research Libraries News
Vol. 71 no. 2 70-97

Full Text
Full Text (PDF)

Classifications

Features

ACRL TECHCONNECT

Services

- Small this article to a friend
- Alert me when this article is cited
- Alert me if a correction is posted
- Alert me when eletters are published
- Similar articles in this journal
- Add to Personal Archive
- Download to citation manager

Comments

Submit a comment
No comments published

Citing Articles

People who like this article

Current Issue

July/August 2012, 73 (7)

Alert me to new issues of College & Research Libraries News

About CRL News

About ACRU

Instructions for authors

Subscribe

Advertise

E-mail alert

RSS feeds

Help

Saving items...

- Superpower your browser with LibX an...
- Full Text PDF
- Snapshot

Conectores para Chrome



Zotero Connector

de Zotero

★★★★★ (836)

Produtividade

557.066 utilizadores

ADICIONADO AO CHROME

VISTA GERAL

COMENTÁRIOS

SUPOORTE

RELACIONADOS

+1 1.9

Relacionados

<p>EZProxy ★★★★★ (25)</p>	<p>Citable ★★★★★ (31)</p>	<p>Video Downloader professional ★★★★★ (48445)</p>	<p>feedly Mini ★★★★★ (23648)</p>
<p>Send to OneNote ★★★★★ (135)</p>	<p>Download to Dropbox ★★★★★ (112)</p>	<p>Sync Google Drive™ with Dropbox, Box, ... ★★★★★ (351)</p>	<p>InstaBrowser ★★★★★ (301)</p>
<p>PasswordBox - Log in with 1-Click ★★★★★ (1775)</p>	<p>Stealthy ★★★★★ (1280)</p>	<p>Delicious Tools ★★★★★ (483)</p>	<p>Endereço IP ★★★★★ (253)</p>

Zotero - Tutoriais

The image displays two screenshots of the Zotero website. The left screenshot shows the 'Documentation' menu with 'Quick Links' highlighted, where 'Screencast Tutorials' is circled in red. The right screenshot shows the 'Screencast Tutorials' page with sections for 'Getting Started' and 'Finding Items'.

Left Screenshot: Zotero Documentation Page

- Home Groups People **Documentation** Forums Get Involved
- start
- Translations of this page: en ar cs da de es fr hu it ja ko nl pl pt ru sl sv tr zh
- Quick Links**
 - [Screencast Tutorials](#) (highlighted with a red box)
 - [Quick Start Guide](#)
 - [Getting Help and Troubleshooting](#)
 - [Frequently Asked Questions](#)
 - [Screencast Tutorials](#)
 - [Developers](#)
- Using Zotero**
 - Getting Stuff Into Your Library**
 - [Adding Items](#)
 - [Adding Files](#)
 - Organizing Your Library and Taking Notes**
 - [Collections and Tags](#)
 - [Duplicate Detection](#)
 - [Notes](#)
 - [Related](#)
 - [Searching](#)
 - [Sorting](#)
 - Generating Bibliographies, Citations and Reports**
 - [Creating Bibliographies within Zotero](#)
 - [Word Processor Integration](#)
 - [Reports](#)
 - [Citation Styles](#)
 - Syncing, Collaboration and Backup**
 - [Data and File Syncing](#)
 - [Groups](#)
 - [Backup Sync](#)
 - Getting the Most Out of Zotero**

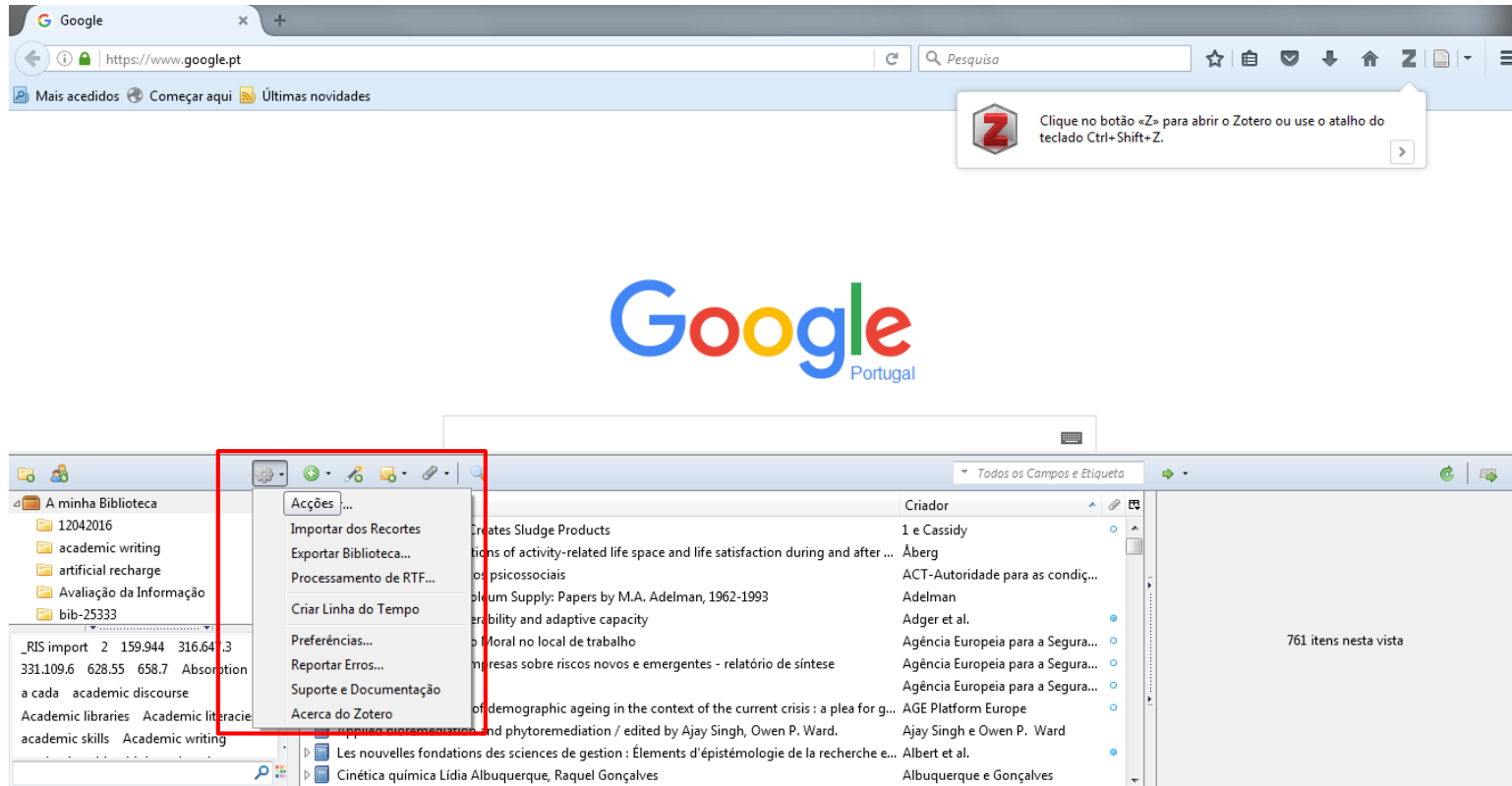
Right Screenshot: Zotero Screencast Tutorials Page

- Home Groups People **Documentation** Forums Get Involved
- Log In Register
- Upgrade Storage
- start > [screencast tutorials](#)
- Translations of this page: en ar cs da de es fr hu it ja ko nl pl pt ru sl sv tr zh
- In an effort to make Zotero as user friendly as possible we have developed these screencasts demonstrating many of the basic functions of Zotero. Click on any of the images to watch screencasts detailing the features named below. Special thanks to Steve Bailey from CU-Boulder for preparing the introductory demo.
- Getting Started**
 - Tour of Zotero**
 -
 - Quick Bibliographic Demo**
 -
 - Getting Stuff Into Zotero**
 -
- Finding Items**
 -
 -
 -
 - Part One: Sorting
 - Part Two: Basic Search
 - Part Three: Advanced Search
- Managing Your Library**
- screencast_tutorials.txt - Last modified: 2012/04/12 16:03 by rmzelle
- Old revisions**

Em Documentation > Quick Links , é possível localizar vídeos de ajuda à compreensão do programa e textos explicativos, referentes a cada uma das funcionalidades.

Os “Screencast tutorials” orientam-nos nas várias vertentes do programa.

Definir Preferências



No Zotero, no comando representado pela roda dentada podemos aceder às preferências do software e sincronizar o nosso Zotero com o nosso perfil online.

Capturar/Importar uma referência

- É possível entrar num catálogo on-line de uma biblioteca e importar uma referência bibliográfica para o Zotero. É o caso da Biblioteca do Congresso, da British Library e de muitas outras.
- É igualmente possível guardar qualquer documento a partir de uma página web, de uma pesquisa realizada numa base de dados online, etc
- A informação a reter é “sentida” pelo Zotero através de “site translators” que, trabalham com vários catálogos de bibliotecas, websites, livrarias on-line como a Amazon, jornais e outros.

Capturar/Importar uma referência

- Actualmente quase todos os OPACs, ou seja, os catálogos online das Bibliotecas permitem importar referências para qualquer gestor bibliográfico através do comando “guardar registo” ou “exportar citação”
- É possível importar referências através do botão “**save to Zotero**”. Se der o comando “**Save to Zotero com captura**” o programa faz uma “**snapshot**” / “**fotografia**” da página

Capturar/Importar uma referência

The screenshot shows the Library of Congress Online Catalog search results page. The browser address bar displays the URL: <https://catalog.loc.gov/vwebv/search?searchType=7&searchId=667&maxResultsPerPage=25&recCount=25&recPointer=0&resultPointer=7>. The page title is "LC Online Catalog Quick Search". The search results list shows 6 titles. A Zotero Item Selector dialog box is overlaid on the page, displaying a list of search results to be added to the library. The dialog box contains the following text: "Select which items you'd like to add to your library:" followed by a list of items with checkboxes. The items are: "Classroom assessment techniques for librarians / Melissa Bowles-Terry and Cassandra Kventil.", "Assessing student learning outcomes for information literacy instruction in academic institutions / edited by...", "Information literacy assessment : standards-based tools and assignments / Teresa Y. Neely ; foreword by...", "Practical guide to information literacy assessment for academic librarians / by Carolyn J. Radcliff ... [et al.]", "Information literacy assessment in K-12 settings / Lesley S.J. Farmer, James Henri.", and "Collaborative information literacy assessments : strategies for evaluating teaching and learning / edited by...". The dialog box also has "Select All", "Deselect All", "Cancel", and "OK" buttons. A small notification box at the bottom right of the screenshot says "Saving to IL skills assessment...".

Uma pesquisa na Library of Congress sobre o assunto “information literacy – ability testing” no campo subjects containing, dá-nos uma lista de 6 resultados.

Se desejarmos guardar todos os documentos desta pesquisa bastará carregar no ícone da pasta no topo da página e abre-se uma janela com a lista de títulos permitindo-nos seleccionar os que desejamos guardar.

Capturar/Importar uma referência

The screenshot shows a web browser window with the URL <https://catalog.loc.gov/webv/holdingsInfo?searchId=9798&recCount=25&recPointer=0&bibId=18655130>. The browser's address bar and tabs are visible, with a red box highlighting the browser's address bar area. The page content includes the Library of Congress Online Catalog logo, a search bar, and a navigation bar. The main content area displays a book record for "Classroom assessment techniques for librarians" by Bowles-Terry, Melissa, author. The record includes fields for Personal name, Main title, and Published/Produced. There are buttons for "Request this Item", "LC Find It", and "Where to Request". On the right side, there is a book icon labeled "BOOK" and buttons for "PRINT RECORD", "SAVE RECORD", and "EMAIL RECORD".

BOOK

Classroom assessment techniques for librarians

Full Record MARC Tags

Personal name
Bowles-Terry, Melissa, author.

Main title
Classroom assessment techniques for librarians / Melissa Bowles-Terry and Cassandra Kvenild.

Published/Produced
Chicago, Illinois : Association of College and Research Libraries, a division of the American Library Association, 2015.

Request this Item LC Find It Where to Request

LCCN Permalink <https://lcn.loc.gov/2015943735>

Description xxii, 118 pages : illustrations ; 23 cm

BOOK

PRINT RECORD

SAVE RECORD

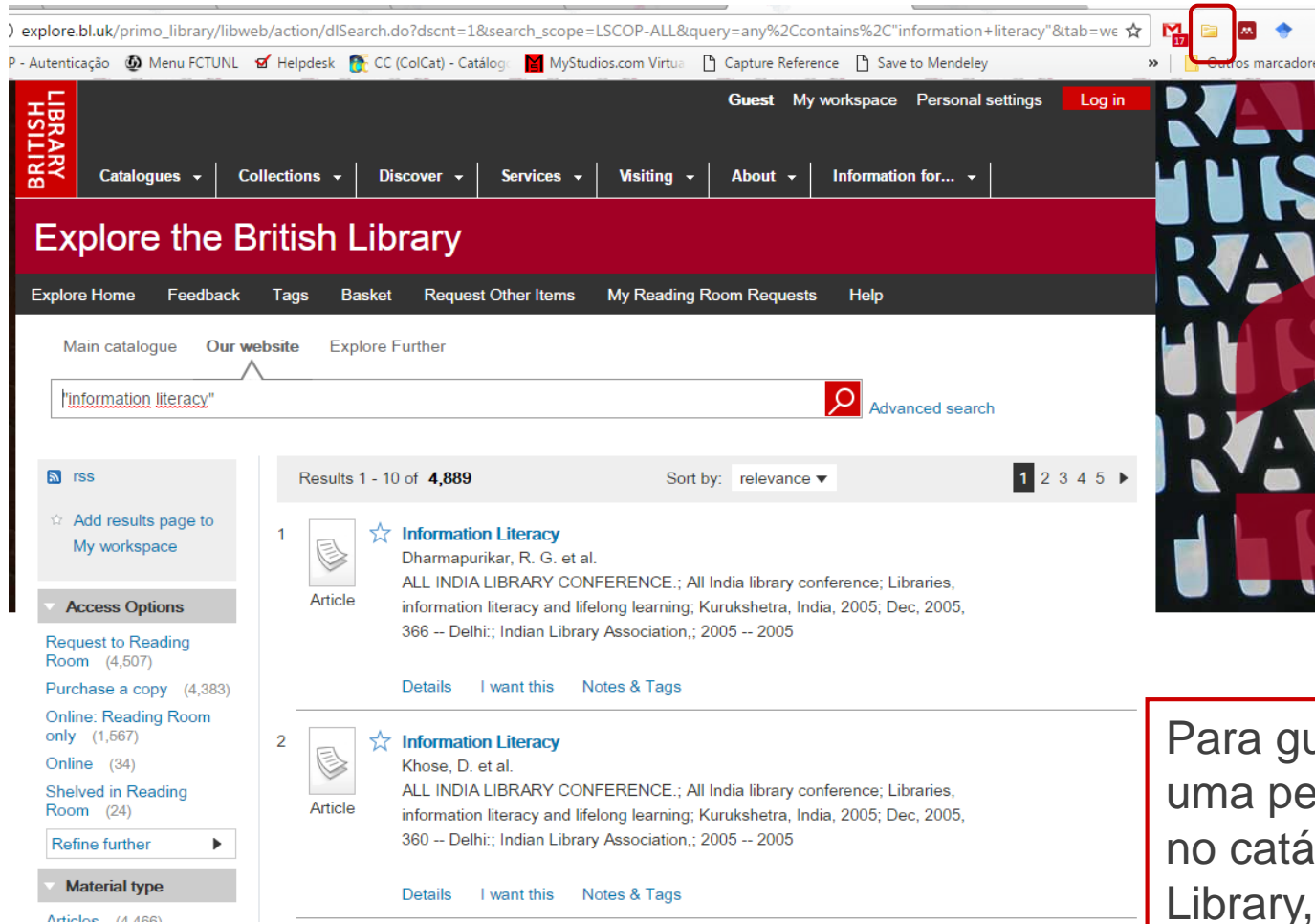
EMAIL RECORD

Se estivermos directamente dentro do registo de um livro aparece o ícone de um livro azul e torna-se possível guardar o item isoladamente.

Ao guardá-lo capturamos a ref.^a e os metadados associados.

De seguida há que criar uma pasta para colocar o item no seu interior.

Capturar/Importar uma referência



The screenshot shows the British Library website interface. The search bar contains the text "information literacy". The search results are displayed in a list format, showing two results for "Information Literacy". The first result is by Dharmapurikar, R. G. et al. and the second is by Khose, D. et al. Both results are from the "ALL INDIA LIBRARY CONFERENCE" in 2005. The interface includes navigation menus, a search bar, and a list of search results with options to view details or add items to a workspace.

explore.bl.uk/primo_library/libweb/action/dlSearch.do?dscnt=1&search_scope=LSCOP-ALL&query=any%2Ccontains%2C"information+literacy"&tab=we

Autenticação Menu FCTUNL Helpdesk CC (ColCat) - Catálogo MyStudios.com Virtua Capture Reference Save to Mendeley


Guest My workspace Personal settings Log in

Catalogues Collections Discover Services Visiting About Information for...

Explore the British Library

Explore Home Feedback Tags Basket Request Other Items My Reading Room Requests Help

Main catalogue **Our website** Explore Further

"information literacy"  Advanced search

rss

Add results page to My workspace

Access Options

Request to Reading Room (4,507)

Purchase a copy (4,383)

Online: Reading Room only (1,567)

Online (34)



Shelved in Reading Room (24)

Refine further

Material type

Articles (4,466)

Results 1 - 10 of **4,889** Sort by: relevance 1 2 3 4 5

-  **Information Literacy**
Dharmapurikar, R. G. et al.
ALL INDIA LIBRARY CONFERENCE.; All India library conference; Libraries, information literacy and lifelong learning; Kurukshetra, India, 2005; Dec, 2005, 366 -- Delhi; Indian Library Association.; 2005 -- 2005
[Details](#) [I want this](#) [Notes & Tags](#)
-  **Information Literacy**
Khose, D. et al.
ALL INDIA LIBRARY CONFERENCE.; All India library conference; Libraries, information literacy and lifelong learning; Kurukshetra, India, 2005; Dec, 2005, 360 -- Delhi; Indian Library Association.; 2005 -- 2005
[Details](#) [I want this](#) [Notes & Tags](#)

Para guardar os itens de uma pesquisa efectuada no catálogo da British Library, o procedimento é igual.

Capturar referências de diversos tipos

É possível importar referências diretamente de sites como jornais, sites de partilha de fotos, como o Flickr, ou o Pixabay, do Youtube, etc.



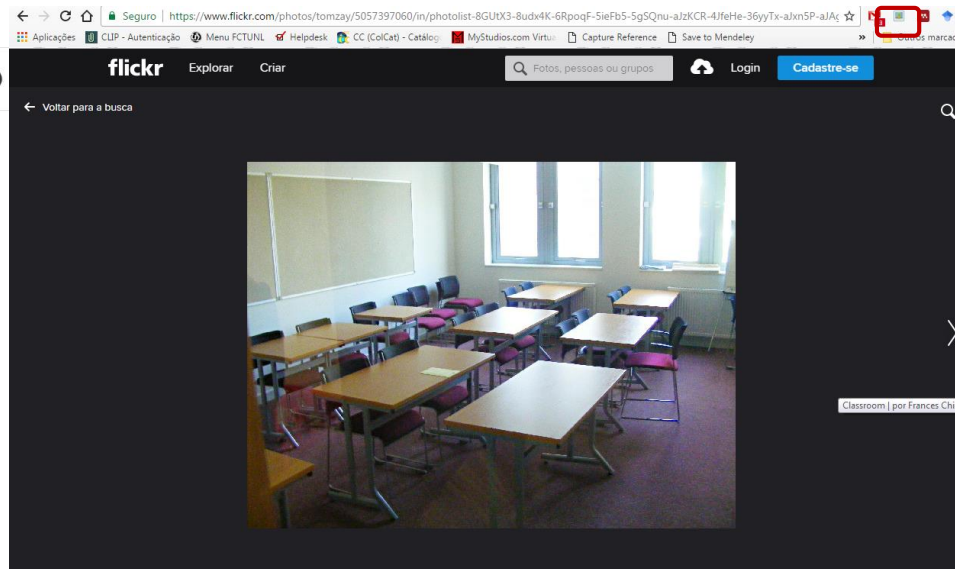
TECHNOLOGY

How Technology Has Failed to Improve Your Airline Experience

Farhad Manjoo
STATE OF THE ART APRIL 12, 2017



United Airlines planes at San Francisco International Airport. Oscar Munoz, United's chief executive, offered an apology and pledged to review the airline's policies two days after a passenger was violently ejected from an overbooked flight. | Justin Sauer/Reuters



Zotero: Importar 1 artigo

The screenshot displays the Zotero application interface. On the left, the 'A minha Biblioteca' (My Library) pane shows a hierarchical structure of folders and sub-folders. The center pane, titled 'Criador', lists items with their titles and associated file types like 'ScienceDirect Full Text PDF' and 'ScienceDirect Snapshot'. The right pane, titled 'Informação', provides detailed metadata for the selected item, including author names, publication details, and various identifiers.

Ao importar a ref.^a de 1 artigo, capturamos a ref.^a, os respectivos metadados, uma imagem da página “HTML” e ainda o “PDF” a ela associado. Na coluna da direita vemos os dados e metadados associados ao artigo e à sua captura.

A janela do Zotero encontra-se dividida em três colunas. A coluna da esquerda “My Library”, é o local onde temos organizadas as nossas colecções de referências (cada colecção pode ter várias sub colecções e pastas em número ilimitado). Na coluna do centro são identificados os itens existentes dentro de cada pasta e na coluna da direita surgem-nos as informações referentes a cada item e a possibilidade de criar notas, anexar documentos, criar etiquetas e outras ...

26-Oct-17

Capturar/Importar uma referência

The screenshot shows a Google Scholar search for "information literacy assessment tools". The search results are displayed in Portuguese. A Zotero Item Selector dialog box is open, showing a list of search results with checkboxes for selection. The dialog box title is "Zotero Item Selector" and the subtitle is "Select which items you'd like to add to your library:". The list includes:

- [DOC][DOC] Classroom assessment: Concepts and applications
- [CITAÇÃO][C] Assessing student learning outcomes for information literacy instruction in academic institutions
- Information literacy assessment: where do we start?
- Dangers and opportunities: a conceptual map of information literacy assessment approaches
- [LIVRO][B] Information literacy assessment: standards-based tools and assignments
- [PDF][PDF] Australian and New Zealand information literacy framework
- The three arenas of information literacy assessment
- Reflections on collaboration: Learning outcomes and information literacy assessment in the business context
- The information literacy instruction assessment cycle: A guide for increasing student learning and improving information literacy
- An evaluation of e-readiness assessment tools with respect to information access: Towards an integrated approach

Buttons at the bottom of the dialog box are "Select All", "Deselect All", "Cancel", and "OK".

Também é possível importar referências de sites como o Google Scholar

Saving to IL skills assessment...

Importar PDF's diretamente

The screenshot shows a Windows desktop environment. On the left, the taskbar contains several application icons: Adobe Reader X, Farolim de Felgueiras..., CCleaner, Calculadora, FolhaAZUL, Folheto da Biblioteca, Mozilla Firefox, Área Pessoal STAFF, Área de Serv... and Docbase. The desktop background is blue with a green plant icon in the bottom right corner.

The main window is a web browser displaying the Google Portugal search engine. The address bar shows the URL https://www.google.pt/?gfe_rd=cr&ei=YlpbVYnPOYas8wf4zYHQ8Q&gws_rd=. The search bar contains the word "Pesquisar". The search results are displayed in a table with columns: Título, Criador, Informação, Notas, Etiquetas, and Relações. The first result is "Understanding Plagiarism - ...". The second result is "Cinética química : estrutura m... Formosinho e...". The third result is "Cinética química Lídia Albuqu... Albuquerque...". The fourth result is "clematis-56416_640.jpg (Image...". The fifth result is "Comparative studie... on dama... Lei et al.". The sixth result is "Dulce primavera... (Explore 19/...". The seventh result is "Interaction of gases with surfa... Bogdanov". The eighth result is "No. 10: How to Leave 'Late Sho... Itzkoff". The ninth result is "Paiz do Amara... oferece 325 mil... Correia". The tenth result is "The elements of chemical kine... Fogler".

The file explorer window is open over the search results, showing a list of files and folders. The file "clematis-56416_640.jpg" is selected. A context menu is visible over the selected file, with the "Mover" option highlighted. The file explorer window also shows a list of folders and files in the left pane, including "Teste", "top", "librarians", "Itens duplicados", "Se estiver aberto o Firefox com a...", and "Lixo".

Importar PDF's diretamente

The image shows a Windows desktop environment with a blue background. On the left side, there is a vertical taskbar with various application icons including Adobe Reader X, Farolim de Felgueiras..., CCleaner, Calculadora, FolhaAZUL, Folheto da Biblioteca, Mozilla Firefox, and several folders like 'Area Pessoal STAFF' and 'Area de Servico...'. The main area of the desktop is occupied by a web browser window (Internet Explorer) displaying the Google Portugal search page. The address bar shows the URL https://www.google.pt/?gfe_rd=cr&ei=YIpbVYnPOYas8wF4zYHQBQ&gws_rd=. Below the browser window, a file manager window is open, showing a list of files and folders. The selected file is 'Effects of the back pressure and the temperature.pdf'. A context menu is open over this file, listing various actions such as 'Ver PDF', 'Abrir em Visualizador Externo', 'Mostrar Ficheiro', 'Mostrar na Biblioteca', 'Remover Item Seleccionado', 'Mover Item para o Lixo...', 'Exportar Item Seleccionado...', 'Criar Bibliografia a Partir do Item Seleccionado...', 'Gerar Relatório a Partir do Item Seleccionado...', and 'Obter Metadados do PDF'. The 'Obter Metadados do PDF' option is highlighted with a red box.

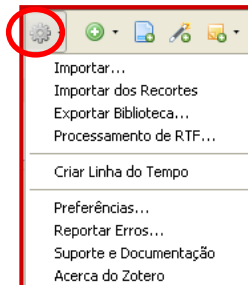
Zotero - Comandos



Criar uma nova colecção (pasta)



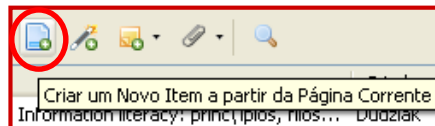
Criar Novo Grupo (ver slyde 32)



O Símbolo da roda dentada é o símbolo das ferramentas do programa que permitem importar e exportar registos, definir preferências e outros ...

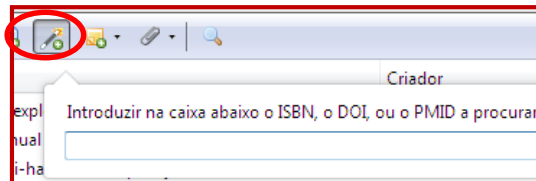


Novo Item = introdução de ref.^a manualmente

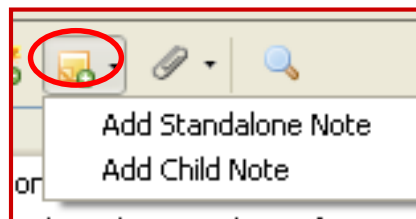


Guarda uma página Web.

Cria uma referência a partir da página que estamos a visualizar através do processo de fotografia /“ snapshot”.

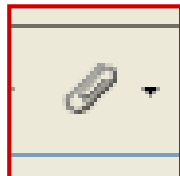


Permite pesquisar itens na internet através de um ISBN ou um DOI




Quando pretendemos recriar o tomar notas num documento. Abre uma janela na coluna da esquerda, onde podemos criar as anotações que quisermos .

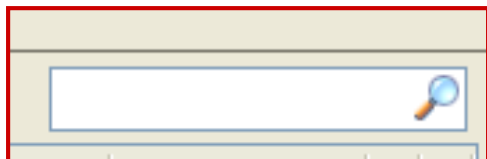
Zotero - Comandos




Permite anexar ficheiros a itens dentro do nosso zotero por exemplo uma “snapshot” à ref.^a de um livro.



Pesquisa avançada (ver slide 30)




Caixa de pesquisa rápida



Locate = Localizar.

Após selecionarmos uma ref.^a podemos clicar na seta e pedir para ver o item online


Zotero - Comandos



Ícone de sincronização



Alterar modo de
visualização



Fechar a janela do
zotero

Adicionar anexos a uma ref.^a

The image shows a screenshot of the Google Scholar web interface. At the top, there are navigation links for 'My library', 'My Citations', 'Alerts', 'Metrics', and 'Settings'. The Google Scholar logo is prominently displayed in the center. Below the logo is a search bar and a search button. Underneath the search bar, there are radio buttons for 'Articles' (selected) and 'Case law', with a sub-option 'include patents' checked under 'Articles'. A red arrow points to the 'Articles' radio button.

Below the search area, there is a text link: 'New! Install Scholar Button — Lookup papers as you browse.'

The main part of the image shows a browser window displaying a list of search results. A context menu is open over one of the results, with the 'Adicionar Anexo' option highlighted. A red box highlights the 'Adicionar Anexo' option and its sub-menu, which includes the following options:

- Anexar Captura da Página Corrente
- Anexar Ligação à Página Corrente
- Atribuir Ligação a URL...
- Anexar Cópia Armazenada de Arquivo...
- Anexar Ligação a Arquivo...

The background shows a list of search results with columns for 'Titulo', 'Criador', and 'Data de Adição'. The selected item is 'Cinética química Lidia Albuquerque, Raquel'. The right side of the browser window shows the details of the selected item, including 'Tipo de Item: Livro', 'Titulo: Cinética química Lidia Albuquerque, Raquel Gonçalves', and 'Autor: Albuquerque, Lidia; Gonçalves, Raquel'.

Criar Grupos

zotero

Welcome, mrosariod · Settings · Inbox · Download · Log Out

Upgrade Storage

Home My Library **Groups** People Documentation Forums Get Involved

Search for groups Search

[Home](#) > [Groups](#) > New group

Create a New Group

[Browse All Groups](#) · [Search for Groups](#) · [Create a New Group](#)

Group Name

Choose a name for your group

Group URL: <https://www.zotero.org/groups/>

Group Type

Public, Open Membership

Anyone can view your group online and join the group instantly.

Choose a Public, Open Membership

Public, Closed Membership

Anyone can view your group online, but members must apply or be invited.

Choose Public, Closed Membership

Private Membership

Only members can view your group online and must be invited to join.

Choose Private Membership

Create Group

Ao criar um grupo está a permitir a um conjunto de pessoas ver e usar os seus registos. É um bom meio de partilha entre membros de um grupo de investigação, entre colegas, entre alunos e professores, etc...

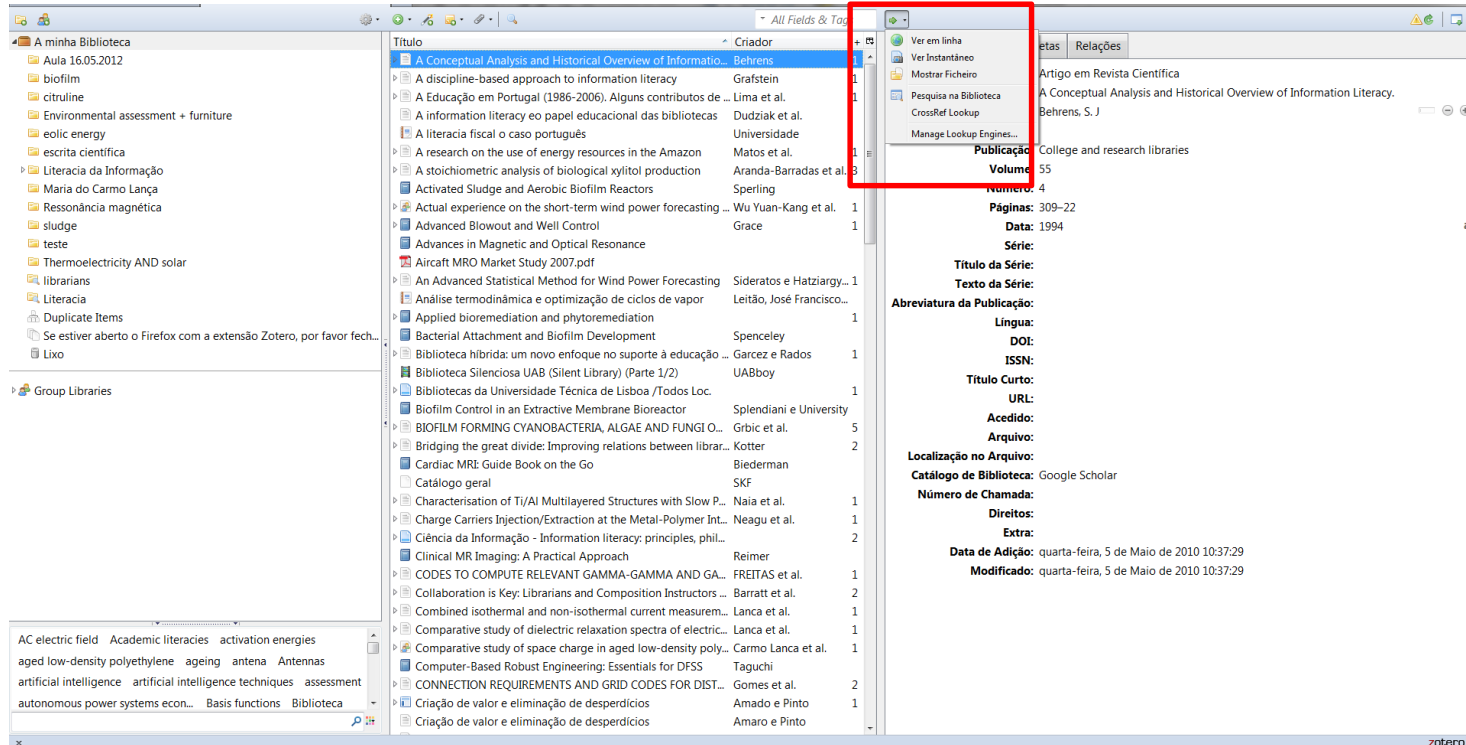
Torna-se possível, se definir o seu grupo como público, visualizar alguém que tenha referências e/ou artigos aos quais não conseguimos aceder.

Pesquisa

The image shows a screenshot of a library website and a Zotero search interface. The website is for 'BIBLIOTECA FCTUNL CAMPUS DE CAPARICA'. It features a navigation menu with 'Conheça-nos', 'Quem somos', and 'Serviços'. A search bar is visible with the word 'biblioteca' entered. Below the search bar, there is a list of search results with columns for 'Titulo', 'Criador', and 'Localizar'. The search results include titles like 'A information literacy eo papel educacional das bibliotecas' and 'Applied bioremediation and phytoremediation'. The Zotero interface also shows a search bar with 'biblioteca' and a list of search results.

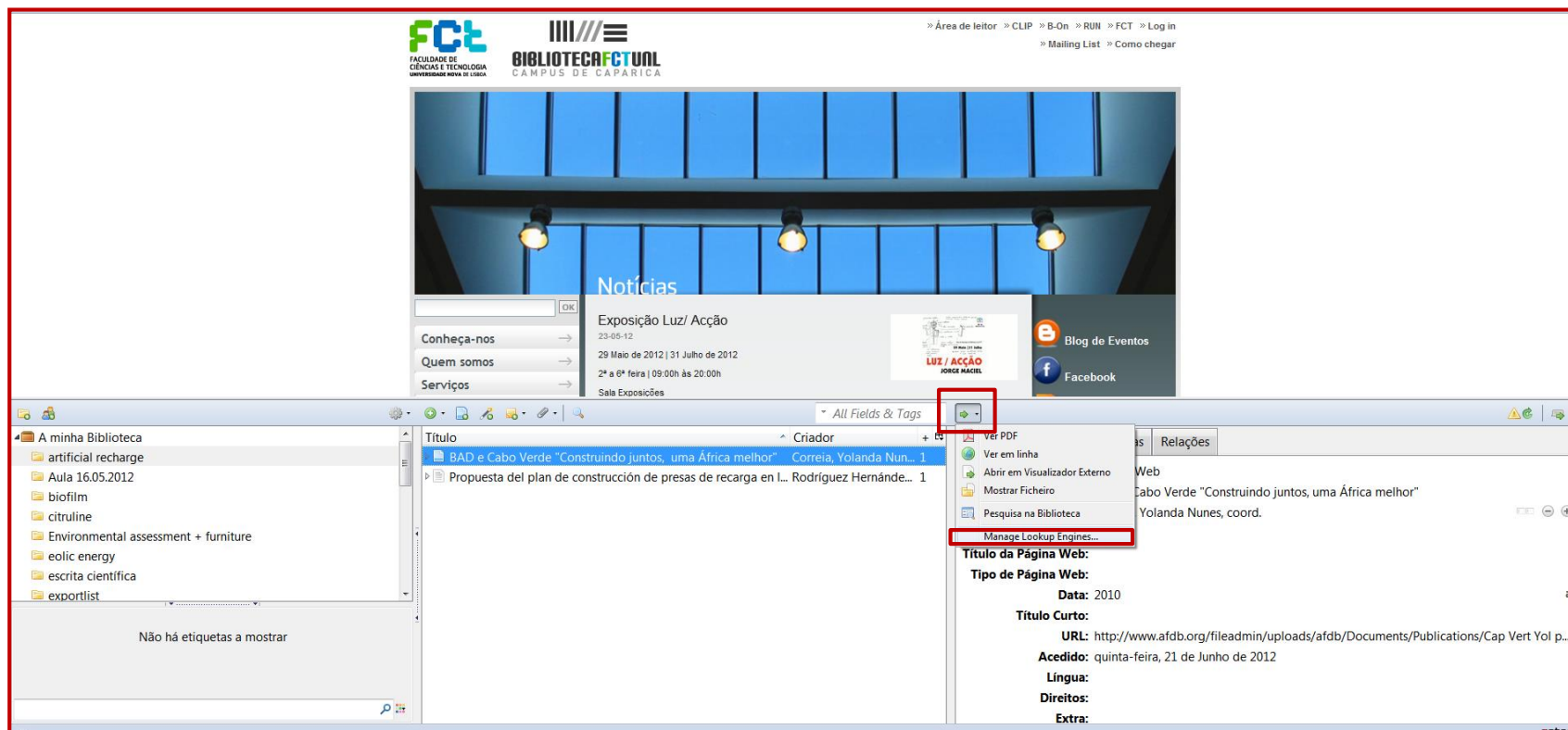
Podemos pesquisar qualquer termo nesta caixa. O termo será pesquisado onde definirmos, pode ser em todos os campos de informação associados à nossa coleção e etiquetas, nos campos autor, título e data ou em tudo.

Localizar



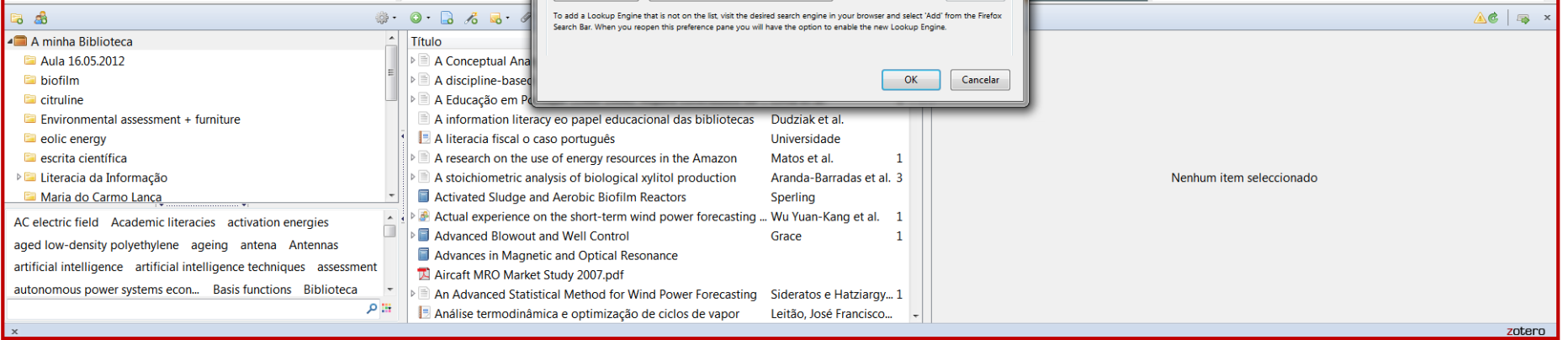
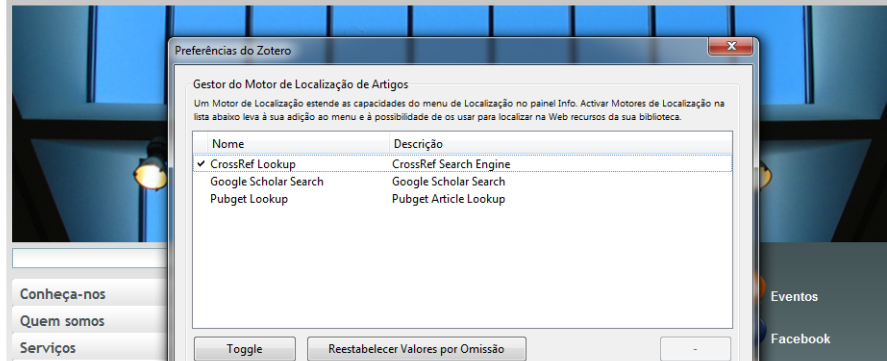
Dentro das referências guardadas o “Locate” (Localizar) é um comando que, uma vez seleccionado permite localizar o livro, artigo ou outro tipo de documento (de acordo com o tipo de referência que temos seleccionada), on-line.

Localizar



Nas preferências do botão “localizar” no Zotero existe a possibilidade de definir motores de busca para localização de artigos on-line. Já vêm pré-definidos alguns mas podemos acrescentar outros (da nossa preferência), é só entrar no site que queremos e adicioná-lo.

Localizar



The image shows the main window of the Zotero application. The left sidebar displays a tree view of the library structure under "A minha Biblioteca":

- Aula 16.05.2012
- biofilm
- citru-line
- Environmental assessment + furniture
- eolic energy
- escrita científica
- Literacia da Informação
- Maria do Carmo Lanca

The main pane shows a list of search results with columns for "Titulo", "Autor", and "Conteúdo". The list includes items such as "A Conceptual Ana...", "A disciplina-based...", "A Educação em P...", "A information literacy eo papel educacional das bibliotecas", "A literacia fiscal o caso português", "A research on the use of energy resources in the Amazon", "A stoichiometric analysis of biological xylitol production", "Activated Sludge and Aerobic Biofilm Reactors", "Actual experience on the short-term wind power forecasting ...", "Advanced Blowout and Well Control", "Advances in Magnetic and Optical Resonance", "Aircraft MRO Market Study 2007.pdf", "An Advanced Statistical Method for Wind Power Forecasting", and "Análise termodinâmica e optimização de ciclos de vapor".

At the bottom right of the main pane, the text "Nenhum item seleccionado" is displayed. The Zotero logo is visible in the bottom right corner of the window.

Pesquisar

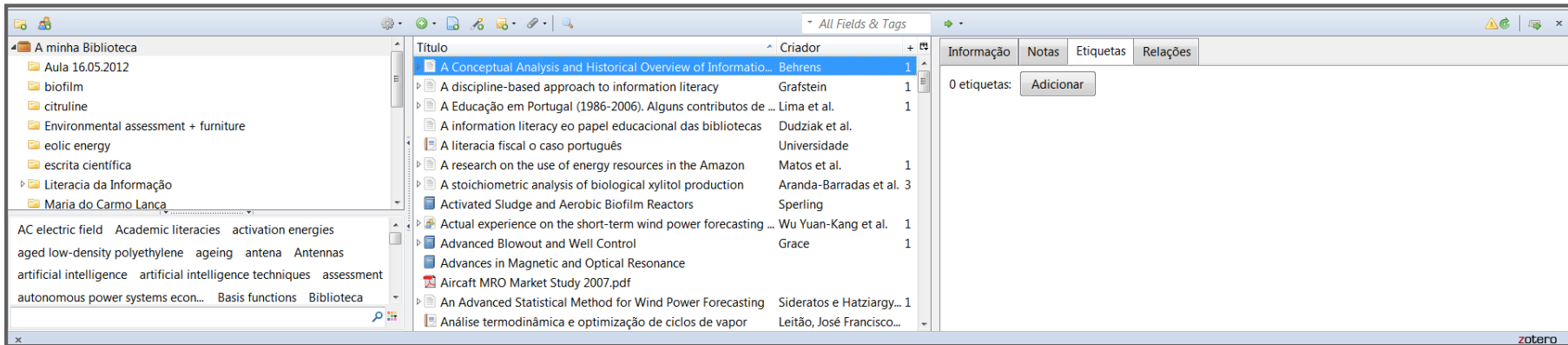
The screenshot displays a web-based library search interface. A modal window titled "Procura Avançada" (Advanced Search) is open, allowing users to search across multiple fields. The search criteria are set to "Resumo" (Summary) and "contém" (contains) for the terms "literacy" and "library". The search is configured to include sub-folders and to show items from the top. The search results are displayed in a table with columns for "Titulo" (Title) and "Criador" (Author).

Titulo	Criador
> From Student to Scholar: The Academic Library and Social Sciences PhD Students' Transformation	Fleming-May e Yuro
> Impact measures for libraries and information services	Poll e Payne
> Information is social: information literacy in context	Hoyer J

The main search results page shows a list of items with columns for "Titulo" and "Criador". A red circle highlights the search icon in the top navigation bar. The search results are currently empty, displaying "Nenhum item seleccionado" (No item selected).

Abre uma janela de pesquisa avançada, permitindo localizar itens de acordo com diversos critérios. É possível pesquisar em diversos campos e associar vários termos através dos operadores booleanos.

Etiquetas (Tags)

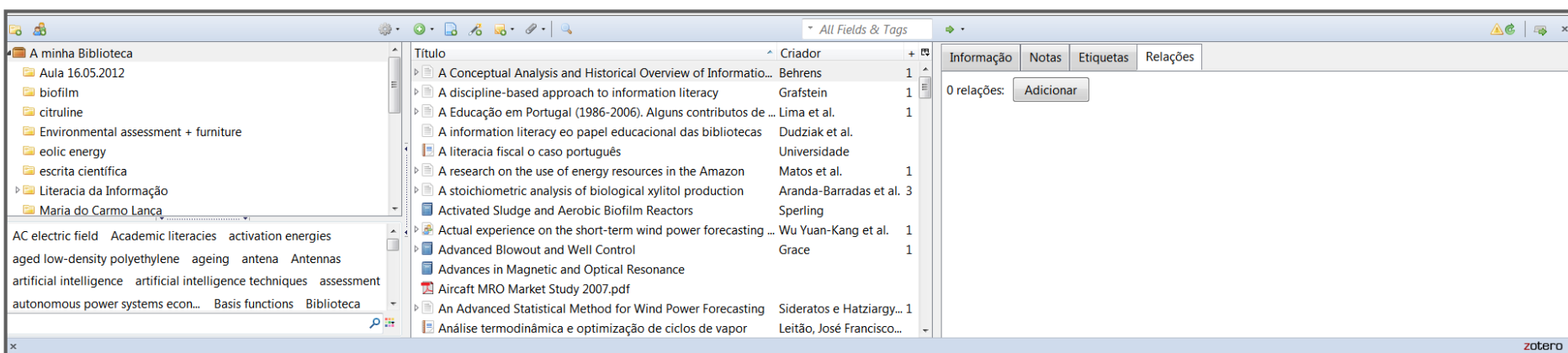


O comando “etiquetas” possibilita a atribuição de novas keywords , escolhidas por nós (para além das que se encontram associadas aos registos e que são capturadas no momento em que importamos a ref.^a) às referências guardadas no nosso Zotero.

Relações

Dentro de cada item há a possibilidade de cruzar referências e estabelecer relações entre diferentes documentos. Para tal seleccionamos “relações” na coluna da direita, “adicionar”, abre uma caixa de diálogo com as nossas colecções Zotero, escolhemos o item, damos o OK!

Assim:



Relações

The screenshot shows the Zotero desktop application interface. A 'Selecionar Itens' dialog box is open, displaying a tree view of the library structure on the left and a list of items on the right. The main window behind the dialog shows a list of items with columns for 'Título' and 'Criador'. At the bottom right, there is a 'Relações' tab with an 'Adicionar' button.

Selecionar Itens Dialog:

- ▼ All Fields & Tags
- ▼ A minha Biblioteca
 - ▼ Aula 16.05.2012
 - ▼ biofilm
 - ▼ citruline
 - ▼ Environmental ass...
 - ▼ eolic energy
 - ▼ escrita científica
 - ▼ Literacia da Inform...
 - ▼ Maria do Carmo L...
 - ▼ Ressonância magn...
 - ▼ sludge
 - ▼ teste

Título	Criador	
A Conceptual Analysis a...	Behrens	1
A discipline-based appr...	Grafstein	1
A Educação em Portuga...	Lima et al.	1
A information literacy e...	Dudziak et al.	
A literacia fiscal o caso ...	Universidade	
A research on the use of...	Matos et al.	1
A stoichiometric analysi...	Aranda-Barr...	3
Activated Sludge and A...	Sperling	
Actual experience on th...	Wu Yuan-Ka...	1
Advanced Blowout and ...	Grace	1
Advances in Magnetic a...		

Main Window Item List:

Título	Criador	
A Conceptual Analysis and Historical Overview of Informatio...	Behrens	1
A discipline-based approach to information literacy	Grafstein	1
A Educação em Portugal (1986-2006). Alguns contributos de ...	Lima et al.	1
A information literacy eo papel educacional das bibliotecas	Dudziak et al.	
A literacia fiscal o caso português	Universidade	
A research on the use of energy resources in the Amazon	Matos et al.	1
A stoichiometric analysis of biological xylitol production	Aranda-Barradas et al.	3
Activated Sludge and Aerobic Biofilm Reactors	Sperling	
Actual experience on the short-term wind power forecasting ...	Wu Yuan-Kang et al.	1
Advanced Blowout and Well Control	Grace	1
Advances in Magnetic and Optical Resonance		
Aircraft MRO Market Study 2007.pdf		
An Advanced Statistical Method for Wind Power Forecasting	Sideratos e Hatzirygy...	1
Análise termodinâmica e otimização de ciclos de vapor	Leitão, José Francisco...	

Relações Tab: 0 relações: Adicionar

Integração com processadores de texto

The screenshot shows the Zotero website's support page for word processor integration. The browser's address bar shows the URL http://www.zotero.org/support/word_processor_integration. The page features the Zotero logo and navigation tabs for Home, Groups, People, Support, and Get Involved. The main heading is 'word processor integration'. Below the heading, there is a search bar and a 'Search' button. The page content includes a 'Word Processor Plugins' section with introductory text and a 'Further Documentation' section with links for 'Installation', 'Usage Guide', and 'Troubleshooting'. At the bottom, there is a 'Zotero Word Plugin' video player showing a document titled 'My Shakespeare Paper'.

Para interagir com o Word ou outro processador de texto o Zotero instala um plugin (executável) no nosso computador.

Integração com processadores de texto

zotero Log In · Register Upgrade Storage

Home Groups People Documentation Forums Get Involved

start > [word_processor_plugin_installation_for_zotero_2.1](#)

Translations of this page: [en](#) [ar](#) [cs](#) [da](#) [de](#) [es](#) [fr](#) [hu](#) [it](#) [ja](#) [ko](#) [nl](#) [pl](#) [pt](#) [ru](#) [sl](#) [sv](#) [tr](#) [zh](#)

Installing Word Processor Plugins for Zotero 2.1/3.0 for Firefox

This page provides [word_processor_plugins](#) for users of Zotero 3.0 for Firefox. These plugins may also work with Zotero 2.1, although this functionality is untested. Word processor plugins for Zotero Standalone can be installed from the Cite pane of the Zotero preferences. For plugins for other versions of Zotero for Firefox, see the [appropriate page](#). Users of Firefox beta releases should see the [Firefox beta compatibility](#) page.

The word processor plugins are distributed as Firefox extensions, which provide integration support to Zotero and install the necessary components into the word processors. After you have installed a plugin from this page, Firefox will prompt you to install later versions automatically the same way that it does for the Zotero Firefox extension.

Microsoft Word

Windows

The latest version of the Word for Windows plugin for Zotero 3.0 is **3.1.7** (compatible with Word 2000 or newer, including 64-bit versions, and Firefox 3.6-12). **Word 2010 Starter Edition is not supported.**

- Install [Word for Windows Plugin 3.1.7](#) (Firefox extension)

Mac

The latest version of the Mac Word plugin for Zotero 3.0 is **3.5.4** (compatible with Word 2004, 2008, and 2011, Mac OS X 10.5 Leopard or later, including Lion, and Firefox 4-13). **This release requires Firefox 4 or later** but does not require PythonExt. Firefox 3.6 users should download the [Word for Mac Plugin version 3.1.10](#).

- Install [Word for Mac Plugin 3.5.4](#) (Firefox extension)

Word 2008 users: Zotero functionality is located under the Word script menu. See [here](#) for more details.

LibreOffice, OpenOffice.org & NeoOffice

The latest version of the LibreOffice plugin for Zotero 3.0 is 3.5.3

Table of Contents

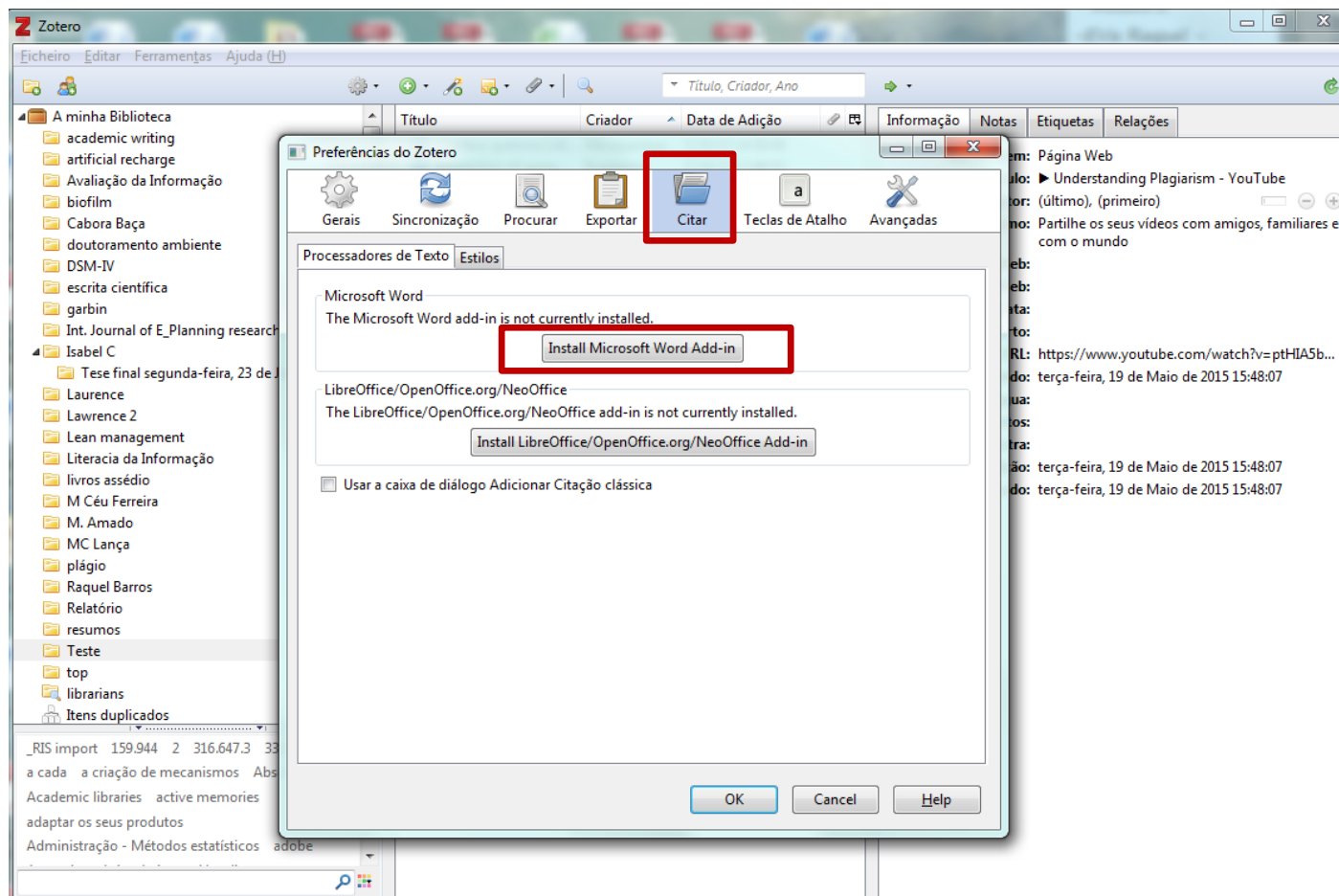
- [Installing Word Processor Plugins for Zotero 2.1/3.0 for Firefox](#)
- [Microsoft Word LibreOffice, OpenOffice.org & NeoOffice Upgrading Troubleshooting](#)

word_processor_plugin_installation_for_zotero_2.1.t
- Last modified: 2012/05/09 22:34 by simon

Old revisions

Após fazer o download do plug-in e a sua instalação há que reiniciar o computador!

Integração com processadores de texto



Criar uma bibliografia a partir de uma coleção

The screenshot shows the Zotero application interface. On the left, a tree view displays a collection named 'IL skills assessment' under the folder 'Literacia da Informação'. A context menu is open over this collection, with the option 'Criar Bibliografia a Partir de Coleção...' highlighted. The main pane shows a list of items, with 'Classroom as... Airasian e...' selected. The right pane displays the details for this item, including the title 'Classroom assessment: Concepts and applications', authors, and publication information.

Título	Criador	Data de Adição
Information l...	Walsh	4/12/17 12:25:01
The informat...	Oakleaf	4/12/17 12:25:01
Dangers and ...	Oakleaf	4/12/17 12:25:01
The three are...	Lindauer	4/12/17 12:25:01
Australian an...	Bundy	4/12/17 12:25:01
Classroom as...	Airasian e...	4/12/17 12:25:01
The assessm...		4/12/17 12:22:31
96070 p. 33-4...		4/12/17 12:21:52
Sustentabilid...	Guerra e ...	4/12/17 12:21:17
Classroom	MrTomzay	4/12/17 12:16:40
Classroom	MrTomzay	4/12/17 12:16:37
A practical g...	Radcliff	4/12/17 11:02:40
Information l...	Neely	4/12/17 11:02:40
Collaborative...	Mackey e...	4/12/17 11:02:39
Information l...	Farmer e ...	4/12/17 11:02:39
Classroom as...	Bowles-T...	4/12/17 11:02:39

Informação | Notas | Etiquetas | Relações

Tipo de Item: Artigo em Revista Cientif...

Título: Classroom assessment: Concepts and applications

Autor: ..., Peter W. [-] [+]

Autor: ..., Michae... [-] [+]

Resumo:

Publicação:

Volume:

Número:

Páginas:

Data: 2001 y

Série:

Título da Série:

Texto da Série:

Abreviatura da Publicação:

Língua:

DOI:

ISSN:

Título Curto: Classroom assessment

URL: <http://connect.ala.org/fi...>

Acedido: 12/04/2017, 12:25:01

Arquivo:

Localização no Arquivo:

Catálogo de Biblioteca: Google Scholar

Número de Chamada:

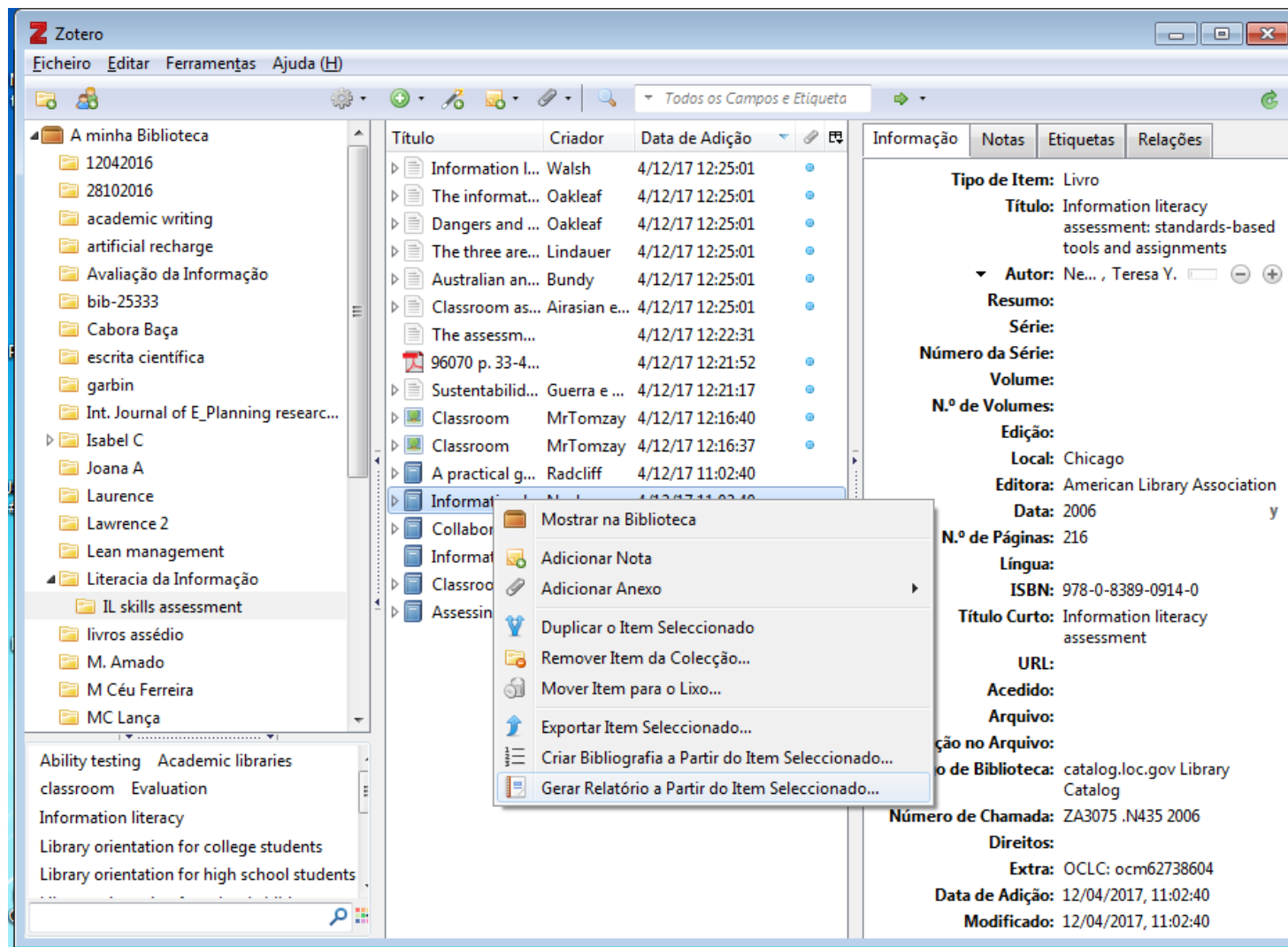
Direitos:

Extra:

Data de Adição: 12/04/2017, 12:25:01

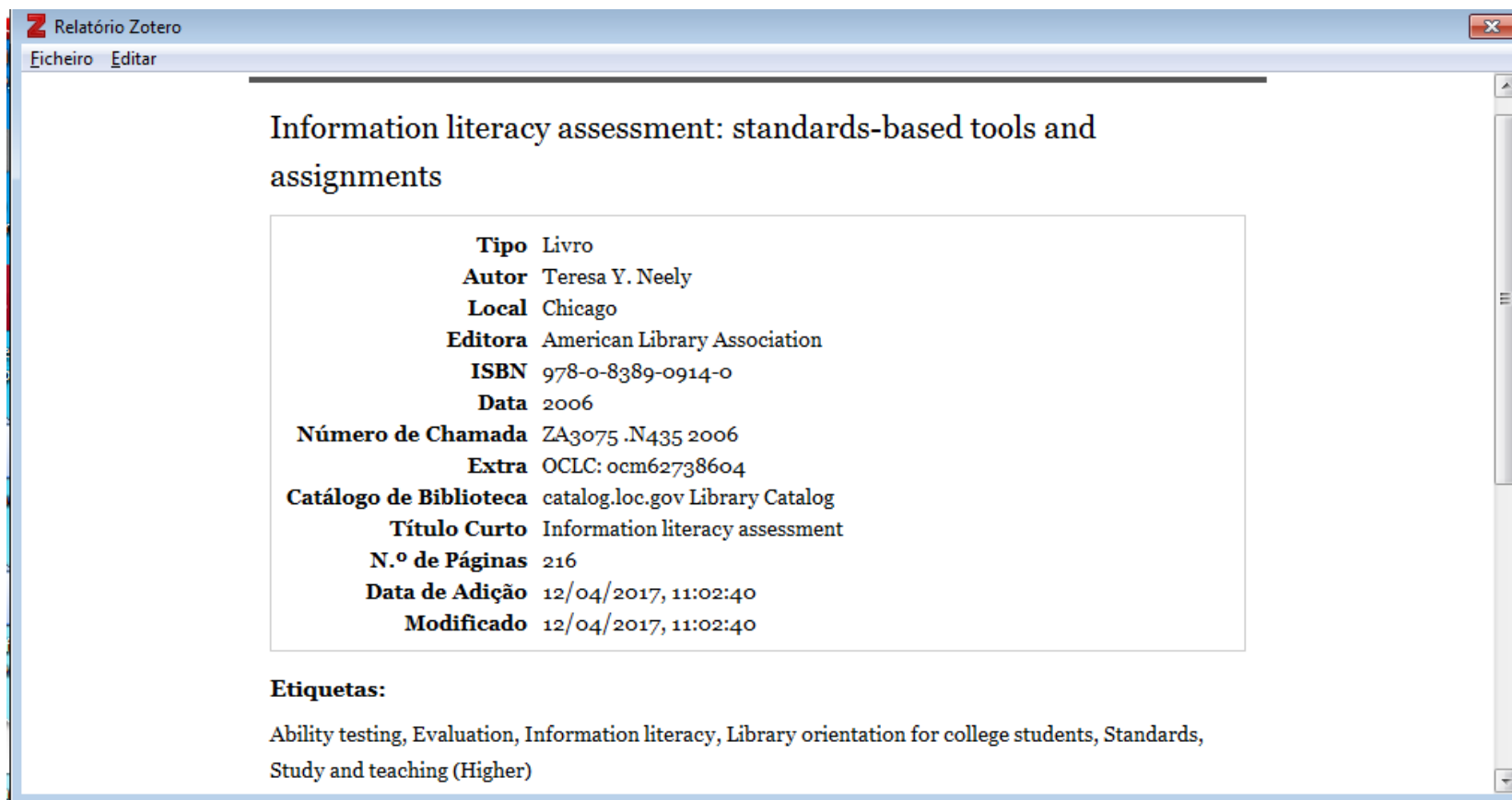
Modificado: 12/04/2017, 12:25:01

Criar relatório a partir de um item



The screenshot displays the Zotero application window. On the left, a tree view shows a library named 'A minha Biblioteca' with various folders. The 'Literacia da Informação' folder is expanded, showing sub-folders like 'IL skills assessment' and 'livros assédio'. The main pane shows a list of items with columns for 'Título', 'Criador', and 'Data de Adição'. The item 'Information literacy assessment: standards-based tools and assignments' by Neill, Teresa Y. is selected. A context menu is open over this item, listing actions such as 'Mostrar na Biblioteca', 'Adicionar Nota', 'Adicionar Anexo', 'Duplicar o Item Seleccionado', 'Remover Item da Coleção...', 'Mover Item para o Lixo...', 'Exportar Item Seleccionado...', 'Criar Bibliografia a Partir do Item Seleccionado...', and 'Gerar Relatório a Partir do Item Seleccionado...'. The right pane shows the details for the selected item, including 'Tipo de Item: Livro', 'Título: Information literacy assessment: standards-based tools and assignments', 'Autor: Neill, Teresa Y.', 'Resumo:', 'Número da Série:', 'Volume:', 'N.º de Volumes:', 'Edição:', 'Local: Chicago', 'Editora: American Library Association', 'Data: 2006', 'N.º de Páginas: 216', 'Língua:', 'ISBN: 978-0-8389-0914-0', 'Título Curto: Information literacy assessment', 'URL:', 'Acedido:', 'Arquivo:', 'Citação no Arquivo:', 'Número de Chamada: catalog.loc.gov Library Catalog', 'Direitos:', 'Extra: OCLC: ocm62738604', 'Data de Adição: 12/04/2017, 11:02:40', and 'Modificado: 12/04/2017, 11:02:40'.

Criar relatório a partir de um item



The screenshot shows a window titled 'Relatório Zotero' with a menu bar containing 'Ficheiro' and 'Editar'. The main content area displays the title 'Information literacy assessment: standards-based tools and assignments' in a large font. Below the title is a box containing a list of metadata fields and their values. At the bottom of the window, there is a section labeled 'Etiquetas:' followed by a list of tags.

Tipo Livro
Autor Teresa Y. Neely
Local Chicago
Editora American Library Association
ISBN 978-0-8389-0914-0
Data 2006
Número de Chamada ZA3075 .N435 2006
Extra OCLC: ocm62738604
Catálogo de Biblioteca catalog.loc.gov Library Catalog
Título Curto Information literacy assessment
N.º de Páginas 216
Data de Adição 12/04/2017, 11:02:40
Modificado 12/04/2017, 11:02:40

Etiquetas:
Ability testing, Evaluation, Information literacy, Library orientation for college students, Standards, Study and teaching (Higher)