

REVIEW SUMMARY

ENERGY

Net-zero emissions energy systems


Steven J. Davis*, Nathan S. Lewis*, Matthew Shaner, Sonia Aggarwal, Doug Arent, Inês L. Azevedo, Sally M. Benson, Thomas Bradley, Jack Brouwer, Yet-Ming Chiang, Christopher T. M. Clack, Armond Cohen, Stephen Doig, Jae Edmonds, Paul Fennell, Christopher B. Field, Bryan Hannegan, Bri-Mathias Hodge, Martin I. Hoffert, Eric Ingersoll, Paulina Jaramillo, Klaus S. Lackner, Katharine J. Mach, Michael Mastrandrea, Joan Ogden, Per F. Peterson, Daniel L. Sanchez, Daniel Sperling, Joseph Stagner, Jessika E. Trancik, Chi-Jen Yang, Ken Caldeira*

BACKGROUND: Net emissions of CO₂ by human activities—including not only energy services and industrial production but also land use and agriculture—must approach zero in order to stabilize global mean temperature. Energy services such as light-duty transportation, heating, cooling, and lighting may be relatively straightforward to decarbonize by electrifying and generating electricity from variable renewable energy sources (such as wind and solar) and dispatchable (“on-demand”) nonrenewable sources (including nuclear energy and fossil fuels with carbon capture and storage). However, other energy services essential to modern civilization entail emissions that are likely to be more difficult to fully eliminate. These difficult-to-decarbonize energy services include aviation, long-distance transport, and shipping; production of carbon-intensive structural materials such as steel and cement; and provision of a reliable electricity supply that meets varying demand. Moreover, demand for such services and products is projected to increase substantially over this century. The long-lived infrastructure built today, for better or worse, will shape the future.

Here, we review the special challenges associated with an energy system that does not add any CO₂ to the atmosphere (a net-zero emissions energy system). We discuss prominent technological opportunities and barriers for eliminating and/or managing emissions related to the difficult-to-decarbonize services; pitfalls in which near-term actions may make it more difficult or costly to achieve the net-zero emissions goal; and critical areas for re-

search, development, demonstration, and deployment. It may take decades to research, develop, and deploy these new technologies.

ADVANCES: A successful transition to a future net-zero emissions energy system is likely to depend on vast amounts of inexpensive, emissions-free electricity; mecha-



A shower of molten metal in a steel foundry. Industrial processes such as steelmaking will be particularly challenging to decarbonize. Meeting future demand for such difficult-to-decarbonize energy services and industrial products without adding CO₂ to the atmosphere may depend on technological cost reductions via research and innovation, as well as coordinated deployment and integration of operations across currently discrete energy industries.

nisms to quickly and cheaply balance large and uncertain time-varying differences between demand and electricity generation; electrified substitutes for most fuel-using devices; alternative materials and manufacturing processes for structural materials; and carbon-neutral fuels for the parts of the economy that are not easily electrified. Recycling and removal of carbon from the atmosphere (carbon management) is also likely to be an important activity of any net-zero emissions energy system. The specific technologies that will be favored in future marketplaces are largely uncertain, but only a finite number of technology choices exist today for each functional role. To take appropriate actions in the near term, it is imperative to clearly identify desired end points. To achieve a robust, reliable, and affordable net-zero emissions energy system later this century, efforts to research, develop, demonstrate, and deploy those candidate technologies must start now.

OUTLOOK: Combinations of known technologies could eliminate emissions related to all essential energy services and processes, but substantial increases in costs are an immediate barrier to avoiding emissions in each category. In some cases, innovation and deployment can be expected to reduce costs and create new options. More rapid changes may depend on coordinating operations across energy and industry sectors, which could help boost utilization rates of capital-intensive assets, but this will require overcoming institutional and organizational challenges in order to create new markets and ensure cooperation among regulators and disparate, risk-averse businesses. Two parallel and broad streams of research and development could prove useful: research in technologies and approaches that can decarbonize provision of the most difficult-to-decarbonize energy services, and research in systems integration that would allow reliable and cost-effective provision of these services. ■

The list of author affiliations is available in the full article online.

*Corresponding author. Email: sjdavis@uci.edu (S.J.D.); nslewis@caltech.edu (N.S.L.); kcaldeira@carnegiescience.edu (K.C.)

Cite this article as S. J. Davis et al., *Science* 360, eaas9793 (2018). DOI: 10.1126/science.aas9793

ON OUR WEBSITE

Read the full article at <http://dx.doi.org/10.1126/science.aas9793>



TOMORROW'S EARTH

Read more articles online at scim.ag/TomorrowsEarth

REVIEW

ENERGY

Net-zero emissions energy systems

Steven J. Davis^{1,2*}, Nathan S. Lewis^{3*}, Matthew Shaner⁴, Sonia Aggarwal⁵, Doug Arent^{6,7}, Inês L. Azevedo⁸, Sally M. Benson^{9,10,11}, Thomas Bradley¹², Jack Brouwer^{13,14}, Yet-Ming Chiang¹⁵, Christopher T. M. Clack¹⁶, Armond Cohen¹⁷, Stephen Doig¹⁸, Jae Edmonds¹⁹, Paul Fennell^{20,21}, Christopher B. Field²², Bryan Hannegan²³, Bri-Mathias Hodge^{6,24,25}, Martin I. Hoffert²⁶, Eric Ingersoll²⁷, Paulina Jaramillo⁸, Klaus S. Lackner²⁸, Katharine J. Mach²⁹, Michael Mastrandrea⁴, Joan Ogden³⁰, Per F. Peterson³¹, Daniel L. Sanchez³², Daniel Sperling³³, Joseph Stagner³⁴, Jessika E. Trancik^{35,36}, Chi-Jen Yang³⁷, Ken Caldeira^{32*}

Some energy services and industrial processes—such as long-distance freight transport, air travel, highly reliable electricity, and steel and cement manufacturing—are particularly difficult to provide without adding carbon dioxide (CO₂) to the atmosphere. Rapidly growing demand for these services, combined with long lead times for technology development and long lifetimes of energy infrastructure, make decarbonization of these services both essential and urgent. We examine barriers and opportunities associated with these difficult-to-decarbonize services and processes, including possible technological solutions and research and development priorities. A range of existing technologies could meet future demands for these services and processes without net addition of CO₂ to the atmosphere, but their use may depend on a combination of cost reductions via research and innovation, as well as coordinated deployment and integration of operations across currently discrete energy industries.

People do not want energy itself, but rather the services that energy provides and the products that rely on these services. Even with substantial improvements in efficiency, global demand for energy is projected to increase markedly over this century (1). Meanwhile, net emissions of carbon dioxide (CO₂) from human activities—including not only energy and industrial production, but also land use and agriculture—must approach zero to stabilize global mean temperature (2, 3). Indeed, international climate targets, such as avoiding more than 2°C of mean warming, are likely to require an energy system with net-zero (or net-negative) emissions later this century (Fig. 1) (3).

Energy services such as light-duty transportation, heating, cooling, and lighting may be relatively straightforward to decarbonize by electrifying and generating electricity from variable renewable energy sources (such as wind and solar) and dispatchable (“on-demand”) non-

renewable sources (including nuclear energy and fossil fuels with carbon capture and storage). However, other energy services essential to modern civilization entail emissions that are likely to be more difficult to fully eliminate. These difficult-to-decarbonize energy services include aviation, long-distance transport, and shipping; production of carbon-intensive structural materials such as steel and cement; and provision of a reliable electricity supply that meets varying demand. To the extent that carbon remains involved in these services in the future, net-zero emissions will also entail active management of carbon.

In 2014, difficult-to-eliminate emissions related to aviation, long-distance transportation, and shipping; structural materials; and highly reliable electricity totaled ~9.2 Gt CO₂, or 27% of global CO₂ emissions from all fossil fuel and industrial sources (Fig. 2). Yet despite their importance, detailed representation of these services in in-

tegrated assessment models remains challenging (4–6).

Here, we review the special challenges associated with an energy system that does not add any CO₂ to the atmosphere (a net-zero emissions energy system). We discuss prominent technological opportunities and barriers for eliminating and/or managing emissions related to the difficult-to-decarbonize services; pitfalls in which near-term actions may make it more difficult or costly to achieve the net-zero emissions goal; and critical areas for research, development, demonstration, and deployment. Our scope is not comprehensive; we focus on what now seem the most promising technologies and pathways. Our assertions regarding feasibility throughout are not the result of formal, quantitative economic modeling; rather, they are based on comparison of current and projected costs, with stated assumptions about progress and policy.

A major conclusion is that it is vital to integrate currently discrete energy sectors and industrial processes. This integration may entail infrastructural and institutional transformations, as well as active management of carbon in the energy system.

Aviation, long-distance transport, and shipping

In 2014, medium- and heavy-duty trucks with mean trip distances of >160 km (>100 miles) accounted for ~270 Mt CO₂ emissions, or 0.8% of global CO₂ emissions from fossil fuel combustion and industry sources [estimated by using (7–9)]. Similarly long trips in light-duty vehicles accounted for an additional 40 Mt CO₂, and aviation and other shipping modes (such as trains and ships) emitted 830 and 1060 Mt CO₂, respectively. Altogether, these sources were responsible for ~6% of global CO₂ emissions (Fig. 2). Meanwhile, both global energy demand for transportation and the ratio of heavy- to light-duty vehicles is expected to increase (9).

Light-duty vehicles can be electrified or run on hydrogen without drastic changes in performance except for range and/or refueling time. By contrast, general-use air transportation and long-distance transportation, especially by trucks or ships, have additional constraints of revenue cargo space and payload capacity that mandate energy sources with high volumetric and gravimetric density (10). Closed-cycle electrochemical batteries must contain all of their reactants and products. Hence, fuels that are oxidized with

¹Department of Earth System Science, University of California, Irvine, Irvine, CA, USA. ²Department of Civil and Environmental Engineering, University of California, Irvine, Irvine, CA, USA. ³Division of Chemistry and Chemical Engineering, California Institute of Technology, Pasadena, CA, USA. ⁴Near Zero, Carnegie Institution for Science, Stanford, CA, USA. ⁵Energy Innovation, San Francisco, CA, USA. ⁶National Renewable Energy Laboratory, Golden, CO, USA. ⁷Joint Institute for Strategic Energy Analysis, Golden, CO, USA. ⁸Engineering and Public Policy, Carnegie Mellon University, Pittsburgh, PA, USA. ⁹Global Climate and Energy Project, Stanford University, Stanford, CA, USA. ¹⁰Precourt Institute for Energy, Stanford University, Stanford, CA, USA. ¹¹Department of Energy Resource Engineering, Stanford University, Stanford, CA, USA. ¹²Department of Mechanical Engineering, Colorado State University, Fort Collins, CO, USA. ¹³Department of Mechanical and Aerospace Engineering, University of California, Irvine, Irvine, CA, USA. ¹⁴Advanced Power and Energy Program, University of California, Irvine, Irvine, CA, USA. ¹⁵Department of Material Science and Engineering, Massachusetts Institute of Technology, Cambridge, MA, USA. ¹⁶Vibrant Clean Energy, Boulder, CO, USA. ¹⁷Clean Air Task Force, Boston, MA, USA. ¹⁸Rocky Mountain Institute, Boulder, CO, USA. ¹⁹Pacific National Northwestern Laboratory, College Park, MD, USA. ²⁰Department of Chemical Engineering, South Kensington Campus, Imperial College London, London, UK. ²¹Joint Bioenergy Institute, 5885 Hollis Street, Emeryville, CA, USA. ²²Woods Institute for the Environment, Stanford University, Stanford, CA, USA. ²³Holy Cross Energy, Glenwood Springs, CO, USA. ²⁴Department of Electrical, Computer, and Energy Engineering, University of Colorado Boulder, Boulder, CO, USA. ²⁵Department of Chemical and Biological Engineering, Colorado School of Mines, Golden, CO, USA. ²⁶Department of Physics, New York University, New York, NY, USA. ²⁷Lucid Strategy, Cambridge, MA, USA. ²⁸The Center for Negative Carbon Emissions, Arizona State University, Tempe, AZ, USA. ²⁹Department of Earth System Science, Stanford University, Stanford, CA, USA. ³⁰Environmental Science and Policy, University of California, Davis, Davis, CA, USA. ³¹Department of Nuclear Engineering, University of California, Berkeley, Berkeley, CA, USA. ³²Department of Global Ecology, Carnegie Institution for Science, Stanford, CA, USA. ³³Institute of Transportation Studies, University of California, Davis, Davis, CA, USA. ³⁴Department of Sustainability and Energy Management, Stanford University, Stanford, CA, USA. ³⁵Institute for Data, Systems, and Society, Massachusetts Institute of Technology, Cambridge, MA, USA. ³⁶Santa Fe Institute, Santa Fe, NM, USA. ³⁷Independent researcher.

*Corresponding authors: Email: sjdavis@uci.edu (S.J.D.); nslewis@caltech.edu (N.S.L.); kcaldeira@carnegiescience.edu (K.C.)

ambient air and then vent their exhaust to the atmosphere have a substantial chemical advantage in gravimetric energy density.

Battery- and hydrogen-powered trucks are now used in short-distance trucking (11), but at equal

range, heavy-duty trucks powered by current lithium-ion batteries and electric motors can carry ~40% less goods than can trucks powered by diesel-fueled, internal combustion engines. The same physical constraints of gravimetric

and volumetric energy density likely preclude battery- or hydrogen-powered aircraft for long-distance cargo or passenger service (12). Autonomous trucks and distributed manufacturing may fundamentally alter the energy demands of

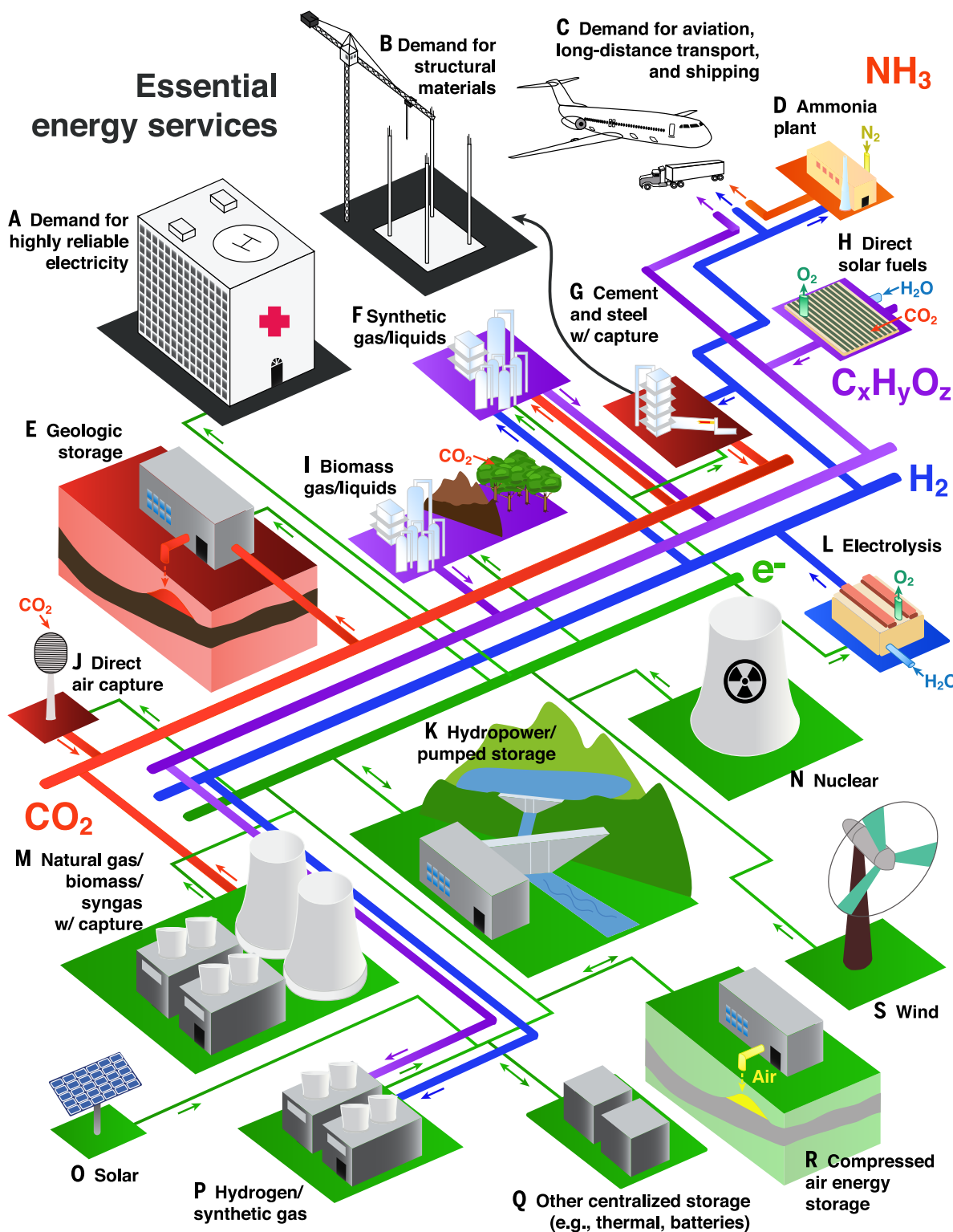


Fig. 1. Schematic of an integrated system that can provide essential energy services without adding any CO₂ to the atmosphere. (A to S) Colors indicate the dominant role of specific technologies and processes. Green, electricity generation and trans-

mission; blue, hydrogen production and transport; purple, hydrocarbon production and transport; orange, ammonia production and transport; red, carbon management; and black, end uses of energy and materials.

Downloaded from <http://science.sciencemag.org/> on September 7, 2018

Table 1. Key energy carriers and the processes for interconversion. Processes listed in each cell convert the row energy carrier to the column energy carrier. Further details about costs and efficiencies of these interconversions are available in the supplementary materials.

From	To			
	e^-	H_2	$C_xO_yH_z$	NH_3
e^-		Electrolysis (\$5 to 6/kg H_2) Electrolysis + Fischer-Tropsch	Electrolysis + methanation	Electrolysis + Haber-Bosch
H_2	Combustion Oxidation via fuel cell		Methanation (\$0.07 to 0.57/m ³ CH_4) Fischer-Tropsch (\$4.40 to \$15.00/gallon of gasoline-equivalent)	Haber-Bosch (\$0.50 to 0.60/kg NH_3)
$C_xO_yH_z$	Combustion Biomass gasification (\$4.80 to 5.40/kg H_2)	Steam reforming (\$1.29 to 1.50/kg H_2)		Steam reforming + Haber-Bosch
NH_3	Combustion Sodium amide	Metal catalysts (~\$3/kg H_2)	Metal catalysts + methanation/ Fischer-Tropsch	

the freight industry, but if available, energy-dense liquid fuels are likely to remain the preferred energy source for long-distance transportation services (13).

Options for such energy-dense liquid fuels include the hydrocarbons we now use, as well as hydrogen, ammonia, and alcohols and ethers. In each case, there are options for producing carbon-neutral or low-carbon fuels that could be integrated to a net-zero emissions energy system (Fig. 1), and each can also be interconverted through existing thermochemical processes (Table 1).

Hydrogen and ammonia fuels

The low volumetric energy density of hydrogen favors transport and storage at low temperatures (-253°C for liquid hydrogen at atmospheric pressure) and/or high pressures (350 to 700 bar), thus requiring heavy and bulky storage containers (14). To contain the same total energy as a diesel fuel storage system, a liquid hydrogen storage system would weigh roughly six times more and be about eight times larger (Fig. 3A). However, hydrogen fuel cell or hybrid hydrogen-battery trucks can be more energy efficient than those with internal combustion diesel engines (15), requiring less onboard energy storage to achieve the same traveling range. Toyota has recently introduced a heavy-duty (36,000 kg), 500-kW fuel cell/battery hybrid truck designed to travel 200 miles on liquid hydrogen and stored electricity, and Nikola has announced a similar battery/fuel cell heavy-duty truck with a claimed range of 1300 to 1900 km, which is comparable with today's long-haul diesel trucks (16). If hydrogen can be produced affordably without CO_2 emissions, its use in the transport sector could ultimately be bolstered by the fuel's importance in providing other energy services.

Ammonia is another technologically viable alternative fuel that contains no carbon and

may be directly used in an engine or may be cracked to produce hydrogen. Its thermolysis must be carefully controlled so as to minimize production of highly oxidized products such as NO_x (17). Furthermore, like hydrogen, ammonia's gravimetric energy density is considerably lower than that of hydrocarbons such as diesel (Fig. 3A).

Biofuels

Conversion of biomass currently provides the most cost-effective pathway to nonfossil, carbon-containing liquid fuels. Liquid biofuels at present represent ~ 4.2 EJ of the roughly 100 EJ of energy consumed by the transport sector worldwide. Currently, the main liquid biofuels are ethanol from grain and sugar cane and biodiesel and renewable diesel from oil seeds and waste oils. They are associated with substantial challenges related to their life-cycle carbon emissions, cost, and scalability (18).

Photosynthesis converts $<5\%$ of incident radiation to chemical energy, and only a fraction of that chemical energy remains in biomass (19). Conversion of biomass to fuel also requires energy for processing and transportation. Land used to produce biofuels must have water, nutrient, soil, and climate characteristics suitable for agriculture, thus putting biofuels in competition with other land uses. This has implications for food security, sustainable rural economies, and the protection of nature and ecosystem services (20). Potential land-use competition is heightened by increasing interest in bioenergy with carbon capture and storage (BECCS) as a source of negative emissions (that is, carbon dioxide removal), which biofuels can provide (21).

Advanced biofuel efforts include processes that seek to overcome the recalcitrance of cellulose to allow use of different feedstocks (such as woody crops, agricultural residues, and wastes) in order to achieve large-scale production of liquid trans-

portation fuels at costs roughly competitive with gasoline (for example, U.S. \$19/GJ or U.S. \$1.51/gallon of ethanol) (22). As technology matures and overall decarbonization efforts of the energy system proceed, biofuels may be able to largely avoid fossil fuel inputs such as those related to on-farm processes and transport, as well as emissions associated with induced land-use change (23, 24). The extent to which biomass will supply liquid fuels in a future net-zero emissions energy system thus depends on advances in conversion technology, competing demands for bioenergy and land, the feasibility of other sources of carbon-neutral fuels, and integration of biomass production with other objectives (25).

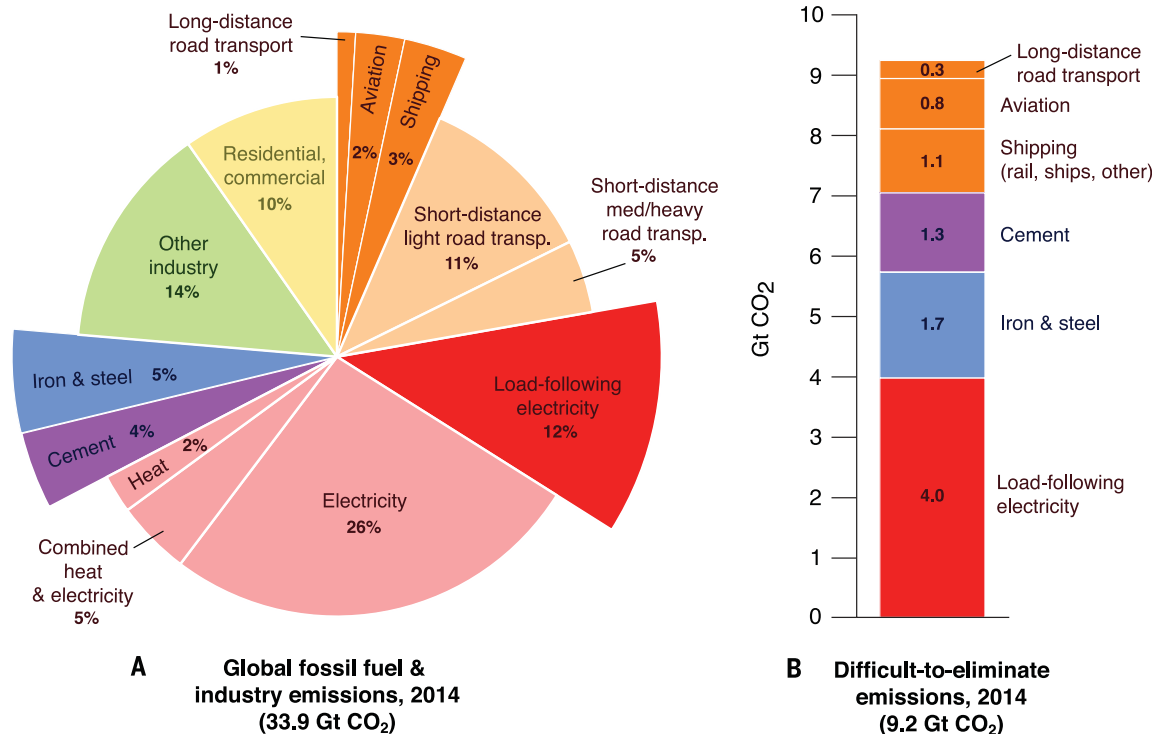
Synthetic hydrocarbons

Liquid hydrocarbons can also be synthesized through industrial hydrogenation of feedstock carbon, such as the reaction of carbon monoxide and hydrogen by the Fischer-Tropsch process (26). If the carbon contained in the feedstock is taken from the atmosphere and no fossil energy is used for the production, processing, and transport of feedstocks and synthesized fuels, the resulting hydrocarbons would be carbon-neutral (Fig. 1). For example, emissions-free electricity could be used to produce dihydrogen (H_2) by means of electrolysis of water, which would be reacted with CO_2 removed from the atmosphere either through direct air capture or photosynthesis (which in the latter case could include CO_2 captured from the exhaust of biomass or biogas combustion) (27, 28).

At present, the cost of electrolysis is a major barrier. This cost includes both the capital costs of electrolyzers and the cost of emissions-free electricity; 60 to 70% of current electrolytic hydrogen cost is electricity (Fig. 3C) (28, 29). The cheapest and most mature electrolysis technology available today uses alkaline electrolytes [such as potassium hydroxide (KOH) or sodium hydroxide

Fig. 2. Difficult-to-eliminate emissions in current context.

(A and B) Estimates of CO₂ emissions related to different energy services, highlighting [for example, by longer pie pieces in (A)] those services that will be the most difficult to decarbonize, and the magnitude of 2014 emissions from those difficult-to-eliminate emissions. The shares and emissions shown here reflect a global energy system that still relies primarily on fossil fuels and that serves many developing regions. Both (A) the shares and (B) the level of emissions related to these difficult-to-decarbonize services are likely to increase in the future. Totals and sectoral breakdowns shown are based primarily on data from the International Energy Agency and EDGAR 4.3 databases (8, 38). The highlighted iron and steel and cement emissions are those related to the dominant industrial processes only; fossil-energy inputs to those sectors that are more easily decarbonized are included with direct emissions from other industries in the "Other industry" category. Residential and



commercial emissions are those produced directly by businesses and households, and "Electricity," "Combined heat & electricity," and "Heat" represent emissions from the energy sector. Further details are provided in the supplementary materials.

(NaOH) together with metal catalysts to produce hydrogen at an efficiency of 50 to 60% and a cost of ~U.S. \$5.50/kg H₂ (assuming industrial electricity costs of U.S. \$0.07/kWh and 75% utilization rates) (29, 30). At this cost of hydrogen, the minimum price of synthesized hydrocarbons would be \$1.50 to \$1.70/liter of diesel equivalent [or \$5.50 to \$6.50/gallon and \$42 to \$50 per GJ, assuming carbon feedstock costs of \$0 to 100 per ton of CO₂ and very low process costs of \$0.05/liter or \$1.50 per GJ (28)]. For comparison, H₂ from steam reforming of fossil CH₄ into CO₂ and H₂ currently costs \$1.30 to 1.50 per kg (Fig. 3D, red line) (29, 31). Thus, the feasibility of synthesizing hydrocarbons from electrolytic H₂ may depend on demonstrating valuable cross-sector benefits, such as balancing variability of renewable electricity generation, or else a policy-imposed price of ~\$400 per ton of CO₂ emitted (which would also raise fossil diesel prices by ~\$1.00/liter or ~\$4.00/gallon).

In the absence of policies or cross-sector coordination, hydrogen costs of \$2.00/kg (approaching the cost of fossil-derived hydrogen and synthesized diesel of ~\$0.79/liter or \$3.00/gallon) could be achieved, for example, if electricity costs were \$0.03/kWh and current electrolyzer costs were reduced by 60 to 80% (Fig. 3B) (29). Such reductions may be possible (32) but may require centralized electrolysis (33) and using less mature but promising technologies, such as high-temperature solid oxide or molten carbonate fuel cells, or thermochemical water splitting (30, 34). Fuel markets are vastly more flexible than instantaneously balanced electricity markets because

of the relative simplicity of large, long-term storage of chemical fuels. Hence, using emissions-free electricity to make fuels represents a critical opportunity for integrating electricity and transportation systems in order to supply a persistent demand for carbon-neutral fuels while boosting utilization rates of system assets.

Direct solar fuels

Photoelectrochemical cells or particulate/molecular photocatalysts directly split water by using sunlight to produce fuel through artificial photosynthesis, without the land-use constraints associated with biomass (35). Hydrogen production efficiencies can be high, but costs, capacity factors, and lifetimes need to be improved in order to obtain an integrated, cost-advantaged approach to carbon-neutral fuel production (36). Short-lived laboratory demonstrations have also produced liquid carbon-containing fuels by using concentrated CO₂ streams (Fig. 1H) (37), in some cases by using bacteria as catalysts.

Outlook

Large-scale production of carbon-neutral and energy-dense liquid fuels may be critical to achieving a net-zero emissions energy system. Such fuels could provide a highly advantageous bridge between the stationary and transportation energy production sectors and may therefore deserve special priority in energy research and development efforts.

Structural materials

Economic development and industrialization are historically linked to the construction of in-

frastructure. Between 2000 and 2015, cement and steel use persistently averaged 50 and 21 tons per million dollars of global GDP, respectively (~1 kg per person per day in developed countries) (4). Globally, ~1320 and 1740 Mt CO₂ emissions emanated from chemical reactions involved with the manufacture of cement and steel, respectively (Fig. 2) (8, 38, 39); altogether, this equates to ~9% of global CO₂ emissions in 2014 (Fig. 1, purple and blue). Although materials intensity of construction could be substantially reduced (40, 41), steel demand is projected to grow by 3.3% per year to 2.4 billion tons in 2025 (42), and cement production is projected to grow by 0.8 to 1.2% per year to 3.7 billion to 4.4 billion tons in 2050 (43, 44), continuing historical patterns of infrastructure accumulation and materials use seen in regions such as China, India, and Africa (4).

Decarbonizing the provision of cement and steel will require major changes in manufacturing processes, use of alternative materials that do not emit CO₂ during manufacture, or carbon capture and storage (CCS) technologies to minimize the release of process-related CO₂ to the atmosphere (Fig. 1B) (45).

Steel

During steel making, carbon (coke from coking coal) is used to reduce iron oxide ore in blast furnaces, producing 1.6 to 3.1 tons of process CO₂ per ton of crude steel produced (39). This is in addition to CO₂ emissions from fossil fuels burned to generate the necessary high temperatures (1100 to 1500°C). Reductions in CO₂ emissions per ton of crude steel are possible through

the use of electric arc furnace (EAF) “minimills” that operate by using emissions-free electricity, efficiency improvements (such as top gas recovery), new process methods (such as “ultra-low CO₂ direct reduction,” ULCORED), process heat fuel-switching, and decreased demand via better engineering. For example, a global switch to ultrahigh-strength steel for vehicles would avoid ~160 Mt CO₂ annually. The availability of scrap steel feedstocks currently constrains EAF production to ~30% of global demand (46, 47), and the other improvements reduce—but do not eliminate—emissions.

Prominent alternative reductants include charcoal (biomass-derived carbon) and hydrogen. Charcoal was used until the 18th century, and the Brazilian steel sector has increasingly substituted charcoal for coal in order to reduce fossil CO₂ emissions (48). However, the ~0.6 tons of charcoal needed per ton of steel produced require 0.1 to 0.3 ha of Brazilian eucalyptus plantation (48, 49). Hundreds of millions of hectares of highly productive land would thus be necessary to meet expected charcoal demands of the steel industry, and associated land use change emissions could outweigh avoided fossil fuel emissions, as has happened in Brazil (48). Hydrogen might also be used as a reductant, but quality could be compromised because carbon imparts strength and other desirable properties to steel (50).

Cost notwithstanding, capture and storage of process CO₂ emissions has been demonstrated and may be feasible, particularly in designs such as top gas recycling blast furnaces, where concentrations and partial pressures of CO and CO₂

are high (40 to 50% and 35% by volume, respectively) (Fig. 1, G and E) (51, 52).

Cement

About 40% of the CO₂ emissions during cement production are from fossil energy inputs, with the remaining CO₂ emissions arising from the calcination of calcium carbonate (CaCO₃) (typically limestone) (53). Eliminating the process emissions requires fundamental changes to the cement-making process and cement materials and/or installation of carbon-capture technology (Fig. 1G) (54). CO₂ concentrations are typically ~30% by volume in cement plant flue gas [compared with ~10 to 15% in power plant flue gas (54)], improving the viability of post-combustion carbon capture. Firing the kiln with oxygen and recycled CO₂ is another option (55), but it may be challenging to manage the composition of gases in existing cement kilns that are not gas-tight, operate at very high temperatures (~1500°C), and rotate (56).

A substantial fraction of process CO₂ emissions from cement production is reabsorbed on a time scale of 50 years through natural carbonation of cement materials (57). Hence, capture of emissions associated with cement manufacture might result in overall net-negative emissions as a result of the carbonation of produced cement. If complete carbonation is ensured, captured process emissions could provide an alternative feedstock for carbon-neutral synthetic liquid fuels.

Outlook

A future net-zero emissions energy system must provide a way to supply structural materials such

as steel and cement, or close substitutes, without adding CO₂ to the atmosphere. Although alternative processes might avoid liberation and use of carbon, the cement and steel industries are especially averse to the risk of compromising the mechanical properties of produced materials. Demonstration and testing of such alternatives at scale is therefore potentially valuable. Unless and until such alternatives are proven, eliminating emissions related to steel and cement will depend on CCS.

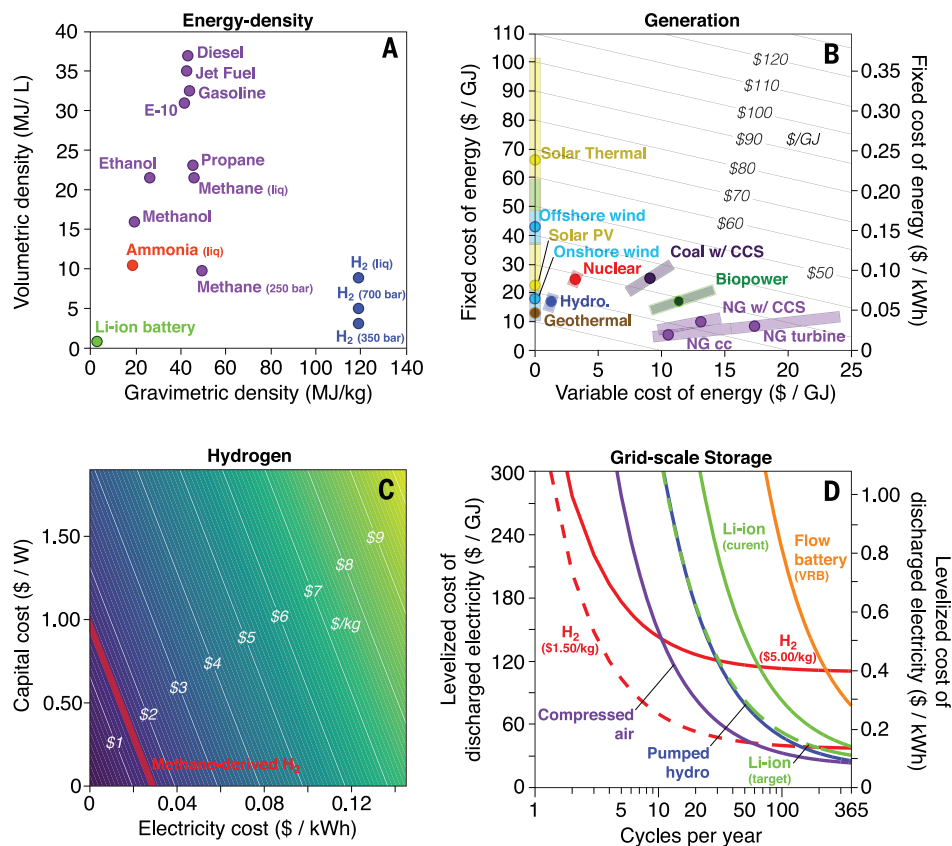
Highly reliable electricity

Modern economies demand highly reliable electricity; for example, demand must be met >99.9% of the time (Fig. 1A). This requires investment in energy generation or storage assets that will be used a small percentage of the time, when demand is high relative to variable or baseload generation.

As the share of renewable electricity has grown in the United States, natural gas-fired generators have increasingly been used to provide generating flexibility because of their relatively low fixed costs (Fig. 3B), their ability to ramp up and down quickly (58), and the affordability of natural gas (59). In other countries, other fossil-fuel sources or hydroelectricity are used to provide flexibility. We estimate that CO₂ emissions from such “load-following” electricity were ~4000 Mt CO₂ in 2014 (~12% of global fossil-fuel and industry emissions), based loosely on the proportion of electricity demand in excess of minimum demand (Fig. 2) (60).

The central challenge of a highly reliable net-zero emissions electricity system is thus to achieve

Fig. 3. Comparisons of energy sources and technologies. (A) The energy density of energy sources for transportation, including hydrocarbons (purple), ammonia (orange), hydrogen (blue), and current lithium ion batteries (green). (B) Relationships between fixed capital versus variable operating costs of new generation resources in the United States, with shaded ranges of regional and tax credit variation and contours of total levelized cost of electricity, assuming average capacity factors and equipment lifetimes. NG cc, natural gas combined cycle. (113). (C) The relationship of capital cost (electrolyzer cost) and electricity price on the cost of produced hydrogen (the simplest possible electricity-to-fuel conversion) assuming a 25-year lifetime, 80% capacity factor, 65% operating efficiency, 2-year construction time, and straight-line depreciation over 10 years with \$0 salvage value (29). For comparison, hydrogen is currently produced by steam methane reformation at costs of ~\$1.50/kg H₂ (~\$10/GJ; red line). (D) Comparison of the levelized costs of discharged electricity as a function of cycles per year, assuming constant power capacity, 20-year service life, and full discharge over 8 hours for daily cycling or 121 days for yearly cycling. Dashed lines for hydrogen and lithium-ion reflect aspirational targets. Further details are provided in the supplementary materials.



the flexibility, scalability, and low capital costs of electricity that can currently be provided by natural gas-fired generators—but without emitting fossil CO₂. This might be accomplished by a mix of flexible generation, energy storage, and demand management.

Flexible generation

Even when spanning large geographical areas, a system in which variable energy from wind and solar are major sources of electricity will have occasional but substantial and long-term mismatches between supply and demand. For example, such gaps in the United States are commonly tens of petajoules (40 PJ = 10.8 TWh = 24 hours of mean U.S. electricity demand in 2015) and span multiple days, or even weeks (61). Thus, even with continental-scale or global electricity interconnections (61–63), highly reliable electricity in such a system will require either very substantial amounts of dispatchable electricity sources (either generators or stored energy) that operate less than 20% of the time or corresponding amounts of demand management. Similar challenges apply if most electricity were produced by nuclear generators or coal-fired power plants equipped with carbon capture and storage, suggesting an important role for generators with higher variable cost, such as gas turbines that use synthetic hydrocarbons or hydrogen as fuel (Fig. 1P) (64).

Equipping dispatchable natural gas, biomass, or syngas generators with CCS could allow continued system reliability with drastically reduced CO₂ emissions. When fueled by syngas or biomass containing carbon captured from the atmosphere, such CCS offers an opportunity for negative emissions. However, the capital costs of CCS-equipped generators are currently considerably higher than for generators without CCS (Fig. 3B). Moreover, CCS technologies designed for generators that operate a large fraction of the time (with high “capacity factors”), such as coal-burning plants, may be less efficient and effective when generators operate at lower capacity factors (65). Use of CCS-equipped generators to flexibly produce back-up electricity and hydrogen for fuel synthesis could help alleviate temporal mismatches between electricity generation and demand.

Nuclear fission plants can operate flexibly to follow loads if adjustments are made to coolant flow rate and circulation, control and fuel rod positions, and/or dumping steam (66–68). In the United States, the design and high capital costs of nuclear plants have historically obligated their near-continuous “baseload” operation, often at capacity factors >90%. If capital costs could be reduced sufficiently, nuclear power might also become a cost-competitive source of load-following power; but costs may have increased over time in some places (69–71). Similar to CCS-equipped gas generators, the economic feasibility of next-generation advanced nuclear plants may depend on flexibly producing multiple energy products such as electricity, high-temperature heat, and/or hydrogen.

Energy storage

Reliable electricity could also be achieved through energy storage technologies. The value of today's energy storage is currently greatest when frequent cycling is required, such as for minute-to-minute frequency regulation or price arbitrage (72). Cost-effectively storing and discharging much larger quantities of energy over consecutive days and less frequent cycling may favor a different set of innovative technologies, policies, and valuation (72, 73).

Chemical bonds

Chemical storage of energy in gas or liquid fuels is a key option for achieving an integrated net-zero emissions energy system (Table 1). Stored electrolytic hydrogen can be converted back to electricity either in fuel cells or through combustion in gas turbines [power-to-gas-to-power (P2G2P)] (Figs. 1, F and P, and 3D, red curve); commercial-scale P2G2P systems currently exhibit a round-trip efficiency (energy out divided by energy in) of >30% (74). Regenerative fuel cells, in which the same assets are used to interconvert electricity and hydrogen, could boost capacity factors but would benefit from improvements in round-trip efficiency (now 40 to 50% in proton-exchange membrane designs) and chemical substitutes for expensive precious metal catalysts (75, 76).

Hydrogen can also either be combined with nonfossil CO₂ via methanation to create renewable methane or can be mixed in low concentrations (<10%) with natural gas or biogas for combustion in existing power plants. Existing natural gas pipelines, turbines, and end-use equipment could be retrofitted over time for use with pure hydrogen or richer hydrogen blends (77, 78), although there may be difficult trade-offs of cost and safety during such a transition.

Current mass-market rechargeable batteries serve high-value consumer markets that prize round-trip efficiency, energy density, and high charge/discharge rates. Although these batteries can provide valuable short-duration ancillary services (such as frequency regulation and back-up power), their capital cost per energy capacity and power capacity makes them expensive for grid-scale applications that store large quantities of energy and cycle infrequently. For an example grid-scale use case with an electricity cost of \$0.035/kWh (Fig. 3D), the estimated cost of discharged electricity by using current lithium-ion batteries is roughly \$0.14/kWh (\$39/GJ) if cycled daily but rises to \$0.50/kWh (\$139/GJ) for weekly cycling. Assuming that targets for halving the energy capacity costs of lithium-ion batteries are reached (for example, ~\$130/kWh of capacity) (73, 79, 80), the leveled cost of discharged electricity would fall to ~\$0.29/kWh (\$81/GJ) for weekly cycling. Cost estimates for current vanadium redox flow batteries are even higher than for current lithium-ion batteries, but lower cost flow chemistries are in development (81). Efficiency, physical size, charge/discharge rates, and operating costs could in principle be sacrificed to reduce the energy capacity costs of

stationary batteries. Not shown in Fig. 3D, less-efficient (for example, 70% round-trip) batteries based on abundant materials such as sulfur might reduce capital cost per unit energy capacity to \$8/kWh (with a power capacity cost of \$150/kWh), leading to a leveled cost of discharged electricity for the grid-scale use case in the range of \$0.06 to 0.09/kWh (\$17 to 25 per GJ), assuming 20 to 100 cycles per year over 20 years (81).

Utilization rates might be increased if electric vehicle batteries were used to support the electrical grid [vehicle-to-grid (V2G)], presuming that the disruption to vehicle owners from diminished battery charge would be less costly than an outage would be to electricity consumers (82). For example, if all of the ~150 million light-duty vehicles in the United States were electrified, 10% of each battery's 100 kWh charge would provide 1.5 TWh, which is commensurate with ~3 hours of the country's average ~0.5 TW power demand. It is also not yet clear how owners would be compensated for the long-term impacts on their vehicles' battery cycle life; whether periods of high electricity demand would be coincident with periods of high transportation demand; whether the ubiquitous charging infrastructure entailed would be cost-effective; whether the scale and timing of the consent, control, and payment transactions would be manageable at grid-relevant scales (~30 million transactions per 15 min period); or how emerging technologies and social norms (such as shared autonomous vehicles) might affect V2G feasibility.

Potential and kinetic energy

Water pumped into superposed reservoirs for later release through hydroelectric generators is a cost-effective and technologically mature option for storing large quantities of energy with high round-trip efficiency (>80%). Although capital costs of such pumped storage are substantial, when cycled at least weekly, leveled costs of discharged electricity are competitive (Fig. 3D). Major barriers are the availability of water and suitable reservoirs, social and environmental opposition, and constraints on the timing of water releases by nonenergy considerations such as flood protection, recreation, and the storage and delivery of water for agriculture (83). Underground and undersea designs, as well as weight-based systems that do not use water, might expand the number of possible sites, avoid nonenergy conflicts, and allay some social and environmental concerns (84–86).

Electricity may also be stored by compressing air in underground geologic formations, underwater containers, or above-ground pressure vessels. Electricity is then recovered with turbines when air is subsequently released to the atmosphere. Diabatic designs vent heat generated during compression and thus require an external (emissions-free) source of heat when the air is released, reducing round-trip efficiency to <50%. Adiabatic and isothermal designs achieve higher efficiencies (>75%) by storing both compressed air and heat, and similarly efficient underwater systems have been proposed (84).

Thermal energy

Thermal storage systems are based on sensible heat (such as in water tanks, building envelopes, molten salt, or solid materials such as bricks and gravel), latent heat (such as solid-solid or solid-liquid transformations of phase-change materials), or thermochemical reactions. Sensible heat storage systems are characterized by low energy densities [36 to 180 kJ/kg or 10 to 50 watt-hour thermal (Wh_{th})/kg] and high costs (84, 87, 88). Future cost targets are <\$15/kWh_{th} (89). Thermal storage is well suited to within-day shifting of heating and cooling loads, whereas low efficiency, heat losses, and physical size are key barriers to filling week-long, large-scale (for example, 30% of daily demand) shortfalls in electricity generation.

Demand management

Technologies that allow electricity demand to be shifted in time (load-shifting or load-shaping) or curtailed to better correlate with supply would improve overall system reliability while reducing the need for underused, flexible back-up generators (90, 91). Smart charging of electric vehicles, shifted heating and cooling cycles, and scheduling of appliances could cost-effectively reduce peak loads in the United States by ~6% and thus avoid 77 GW of otherwise needed generating capacity (~7% of U.S. generating capacity in 2017) (92). Managing larger quantities of energy demand for longer times (for example, tens of petajoules over weeks) would involve idling large industrial uses of electricity—thus underutilizing other valuable capital—or effectively curtailing service. Exploring and developing new technologies that can manage weekly or seasonal gaps in electricity supply is an important area for further research (93).

Outlook

Nonemitting electricity sources, energy-storage technologies, and demand management options that are now available and capable of accommodating large, multiday mismatches in electricity supply and demand are characterized by high capital costs compared with the current costs of some variable electricity sources or natural gas-fired generators. Achieving affordable, reliable, and net-zero emissions electricity systems may thus depend on substantially reducing such capital costs via continued innovation and deployment, emphasizing systems that can be operated to provide multiple energy services.

Carbon management

Recycling and removal of carbon from the atmosphere (carbon management) is likely to be an important activity of any net-zero emissions energy system. For example, synthesized hydrocarbons that contain carbon captured from the atmosphere will not increase atmospheric CO₂ when oxidized. Integrated assessment models also increasingly require negative emissions to limit the increase in global mean temperatures to 2°C (94–97)—for example, via afforestation/reforestation, enhanced mineral weathering, bioenergy with CCS, or direct capture of CO₂ from the air (20).

Capture and storage will be distinct carbon management services in a net-zero emissions energy system (for example, Fig. 1, E and J). Carbon captured from the ambient air could be used to synthesize carbon-neutral hydrocarbon fuels or sequestered to produce negative emissions. Carbon captured from combustion of biomass or synthesized hydrocarbons could be recycled to produce more fuels (98). Storage of captured CO₂ (for example, underground) will be required to the extent that uses of fossil carbon persist and/or that negative emissions are needed (20).

For industrial CO₂ capture, research and development are needed to reduce the capital costs and costs related to energy for gas separation and compression (99). Future constraints on land, water, and food resources may limit biologically mediated capture (20). The main challenges to direct air capture include costs to manufacture sorbents and structures, energize the process, and handle and transport the captured CO₂ (100, 101). Despite multiple demonstrations at scale [~15 Mt CO₂/year are now being injected underground (99)], financing carbon storage projects with high perceived risks and long-term liability for discharge remains a major challenge (102).

Discussion

We have estimated that difficult-to-eliminate emissions related to aviation, long-distance transportation and shipping, structural materials, and highly reliable electricity represented more than a quarter of global fossil fuel and industry CO₂ emissions in 2014 (Fig. 2). But economic and human development goals, trends in international trade and travel, the rapidly growing share of variable energy sources (103), and the large-scale electrification of other sectors all suggest that demand for the energy services and processes associated with difficult-to-eliminate emissions will increase substantially in the future. For example, in some of the Shared Socioeconomic Pathways that were recently developed by the climate change research community in order to frame analysis of future climate impacts, global final energy demand more than doubles by 2100 (104); hence, the magnitude of these difficult-to-eliminate emissions could in the future be comparable with the level of total current emissions.

Combinations of known technologies could eliminate emissions related to all essential energy services and processes (Fig. 1), but substantial increases in costs are an immediate barrier to avoiding emissions in each category. In some cases, innovation and deployment can be expected to reduce costs and create new options (32, 73, 105, 106). More rapid changes may depend on coordinating operations across energy and industry sectors, which could help boost utilization rates of capital-intensive assets. In practice, this would entail systematizing and explicitly valuing many of the interconnections depicted in Fig. 1, which would also mean overcoming institutional and organizational challenges in order to create new markets and ensure

cooperation among regulators and disparate, risk-averse businesses. We thus suggest two parallel broad streams of R&D effort: (i) research in technologies and processes that can provide these difficult-to-decarbonize energy services, and (ii) research in systems integration that would allow for the provision of these services and products in a reliable and cost-effective way.

We have focused on provision of energy services without adding CO₂ to the atmosphere. However, many of the challenges discussed here could be reduced by moderating demand, such as through substantial improvements in energy and materials efficiency. Particularly crucial are the rate and intensity of economic growth in developing countries and the degree to which such growth can avoid fossil-fuel energy while prioritizing human development, environmental protection, sustainability, and social equity (4, 107, 108). Furthermore, many energy services rely on long-lived infrastructure and systems so that current investment decisions may lock in patterns of energy supply and demand (and thereby the cost of emissions reductions) for half a century to come (109). The collective and reinforcing inertia of existing technologies, policies, institutions, and behavioral norms may actively inhibit innovation of emissions-free technologies (110). Emissions of CO₂ and other radiatively active gases and aerosols (111), from land use and land-use change could also cause substantial warming (112).

Conclusion

We have enumerated here energy services that must be served by any future net-zero emissions energy system and have explored the technological and economic constraints of each. A successful transition to a future net-zero emissions energy system is likely to depend on the availability of vast amounts of inexpensive, emissions-free electricity; mechanisms to quickly and cheaply balance large and uncertain time-varying differences between demand and electricity generation; electrified substitutes for most fuel-using devices; alternative materials and manufacturing processes including CCS for structural materials; and carbon-neutral fuels for the parts of the economy that are not easily electrified. The specific technologies that will be favored in future marketplaces are largely uncertain, but only a finite number of technology choices exist today for each functional role. To take appropriate actions in the near-term, it is imperative to clearly identify desired endpoints. If we want to achieve a robust, reliable, affordable, net-zero emissions energy system later this century, we must be researching, developing, demonstrating, and deploying those candidate technologies now.

REFERENCES AND NOTES

1. M. I. Hoffert et al., Energy implications of future stabilization of atmospheric CO₂ content. *Nature* **395**, 881–884 (1998). doi: 10.1038/27638
2. H. D. Matthews, K. Caldeira, Stabilizing climate requires near-zero emissions. *Geophys. Res. Lett.* **35**, L04705 (2008). doi: 10.1029/2007GL032388

3. J. Rogelj et al., Zero emission targets as long-term global goals for climate protection. *Environ. Res. Lett.* **10**, 105007 (2015). doi: [10.1088/1748-9326/10/10/105007](https://doi.org/10.1088/1748-9326/10/10/105007)
4. J. C. Steckel, R. J. Brecha, M. Jakob, J. Streifer, G. Luderer, Development without energy? Assessing future scenarios of energy consumption in developing countries. *Ecol. Econ.* **90**, 53–67 (2013). doi: [10.1016/j.ecolecon.2013.02.006](https://doi.org/10.1016/j.ecolecon.2013.02.006)
5. S. Collins et al., Integrating short term variations of the power system into integrated energy system models: A methodological review. *Renew. Sustain. Energy Rev.* **76**, 839–856 (2017). doi: [10.1016/j.rser.2017.03.090](https://doi.org/10.1016/j.rser.2017.03.090)
6. S. Yeh et al., Detailed assessment of global transport-energy models' structures and projections. *Transp. Res. Part D Transp. Environ.* **55**, 294–309 (2017). doi: [10.1016/j.trd.2016.11.001](https://doi.org/10.1016/j.trd.2016.11.001)
7. S. C. Davis, S. W. Diegel, R. G. Boundy, *Transportation Energy Data Book*. (Center for Transportation Analysis, ed. 34, 2015).
8. International Energy Agency (IEA), "CO₂ emissions from fuel combustion," (IEA, 2016).
9. IEA, *Energy Technology Perspectives 2017* (IEA, 2017).
10. L. M. Fulton, L. R. Lynd, A. Körner, N. Greene, L. R. Tonachel, The need for biofuels as part of a low carbon energy future. *Biofuels Bioprod. Biorefin.* **9**, 476–483 (2015). doi: [10.1002/bbb.1559](https://doi.org/10.1002/bbb.1559)
11. J. Impullitti, "Zero emission cargo transport II: San Pedro Bay ports hybrid & fuel cell electric vehicle project"; www.energy.gov/sites/prod/files/2016/06/f33/vs158_impullitti_2016_o_web.pdf.
12. D. Cecere, E. Giacomazzi, A. Ingenito, A review on hydrogen industrial aerospace applications. *Int. J. Hydrogen Energy* **39**, 10731–10747 (2014). doi: [10.1016/j.ijhydene.2014.04.126](https://doi.org/10.1016/j.ijhydene.2014.04.126)
13. M. Muratori et al., Role of the Freight Sector in Future Climate Change Mitigation Scenarios. *Environ. Sci. Technol.* **51**, 3526–3533 (2017). doi: [10.1021/acs.est.6b04515](https://doi.org/10.1021/acs.est.6b04515); pmid: 28240022
14. S. Satyapal, in *Hydrogen and Fuel Cells Program, Fuel Cell Technologies Office, U.S. Department of Energy, Annual Merit Review and Peer Evaluation Meeting* (Washington, DC, 2017).
15. H. Zhao, A. Burke, L. Zhu, Analysis of Class 8 hybrid-electric truck technologies using diesel, LNG, electricity, and hydrogen, as the fuel for various applications. *EVS27 International Battery, Hybrid and Fuel Cell Electric Vehicle Symposium*, 17–20 November 2013 (IEEE, 2014).
16. D. Z. Morris, Nikola Motors introduces hydrogen-electric semi truck. *Fortune* (4 December 2016); <http://fortune.com/2016/12/04/nikola-motors-hydrogen-truck>.
17. J. Li, H. Huang, N. Kobayashi, Z. He, Y. Nagai, Study on using hydrogen and ammonia as fuels: Combustion characteristics and NO_x formation. *Int. J. Energy Res.* **38**, 1214–1223 (2014). doi: [10.1002/er.3141](https://doi.org/10.1002/er.3141)
18. D. Tilman et al., Beneficial biofuels—The food, energy, and environment trilemma. *Science* **325**, 270–271 (2009). doi: [10.1126/science.1177970](https://doi.org/10.1126/science.1177970); pmid: 19608900
19. E. H. DeLucia et al., The theoretical limit to plant productivity. *Environ. Sci. Technol.* **48**, 9471–9477 (2014). doi: [10.1021/es502348e](https://doi.org/10.1021/es502348e); pmid: 25069060
20. P. Smith et al., Biophysical and economic limits to negative CO₂ emissions. *Nat. Clim. Chang.* **6**, 42–50 (2016). doi: [10.1038/nclimate2870](https://doi.org/10.1038/nclimate2870)
21. N. Johnson, N. Parker, J. Ogdén, How negative can biofuels with CCS take us and at what cost? Refining the economic potential of biofuel production with CCS using spatially-explicit modeling. *Energy Procedia* **63**, 6770–6791 (2014). doi: [10.1016/j.egypro.2014.11.712](https://doi.org/10.1016/j.egypro.2014.11.712)
22. L. R. Lynd et al., Cellulosic ethanol: Status and innovation. *Curr. Opin. Biotechnol.* **45**, 202–211 (2017). doi: [10.1016/j.copbio.2017.03.008](https://doi.org/10.1016/j.copbio.2017.03.008); pmid: 28528086
23. O. Cavalett, M. F. Chagas, T. L. Junqueira, M. D. B. Watanabe, A. Bonomi, Environmental impacts of technology learning curve for cellulosic ethanol in Brazil. *Ind. Crops Prod.* **106**, 31–39 (2017). doi: [10.1016/j.indcrop.2016.11.025](https://doi.org/10.1016/j.indcrop.2016.11.025)
24. N. Pavlenko, S. Searle, *A Comparison of Induced Land Use Change Emissions Estimates from Energy Crops* (International Council on Clean Transportation, 2018).
25. L. R. Lynd, The grand challenge of cellulosic biofuels. *Nat. Biotechnol.* **35**, 912–915 (2017). doi: [10.1038/nbt.3976](https://doi.org/10.1038/nbt.3976); pmid: 29019992
26. N. Mac Dowell, P. S. Fennell, N. Shah, G. C. Maitland, The role of CO₂ capture and utilization in mitigating climate change. *Nat. Clim. Chang.* **7**, 243–249 (2017). doi: [10.1038/nclimate3231](https://doi.org/10.1038/nclimate3231)
27. F. S. Zeman, D. W. Keith, Carbon neutral hydrocarbons. *Philos. Trans. A Math Phys. Eng. Sci.* **366**, 3901–3918 (2008). doi: [10.1098/rsta.2008.0143](https://doi.org/10.1098/rsta.2008.0143); pmid: 18757281
28. C. Graves, S. D. Ebbesen, M. Mogensen, K. S. Lackner, Sustainable hydrocarbon fuels by recycling CO₂ and H₂O with renewable or nuclear energy. *Renew. Sustain. Energy Rev.* **15**, 1–23 (2011). doi: [10.1016/j.rser.2010.07.014](https://doi.org/10.1016/j.rser.2010.07.014)
29. M. R. Shaner, H. A. Atwater, N. S. Lewis, E. W. McFarland, A comparative technoeconomic analysis of renewable hydrogen production using solar energy. *Energy Environ. Sci.* **9**, 2354–2371 (2016). doi: [10.1039/C5EE02573G](https://doi.org/10.1039/C5EE02573G)
30. J. D. Holladay, J. Hu, D. L. King, Y. Wang, An overview of hydrogen production technologies. *Catal. Today* **139**, 244–260 (2009). doi: [10.1016/j.cattod.2008.08.039](https://doi.org/10.1016/j.cattod.2008.08.039)
31. U.S. Department of Energy (DOE), *H₂A (Hydrogen Analysis) Model* (DOE, 2017).
32. O. Schmidt et al., Future cost and performance of water electrolysis: An expert elicitation study. *Int. J. Hydrogen Energy* **42**, 30470–30492 (2017). doi: [10.1016/j.ijhydene.2017.10.045](https://doi.org/10.1016/j.ijhydene.2017.10.045)
33. DOE, "Technical targets for hydrogen production from electrolysis" (2018); www.energy.gov/eere/fuelcells/doe-technical-targets-hydrogen-production-electrolysis.
34. S. M. Saba, M. Muller, M. Robinus, D. Stolten, The investment costs of electrolysis—A comparison of cost studies from the past 30 years. *Int. J. Hydrogen Energy* **43**, 1209–1223 (2018). doi: [10.1016/j.ijhydene.2017.11.115](https://doi.org/10.1016/j.ijhydene.2017.11.115)
35. A. C. Nielander, M. R. Shaner, K. M. Papadantonakis, S. A. Francis, N. S. Lewis, A taxonomy for solar fuels generators. *Energy Environ. Sci.* **8**, 16–25 (2015). doi: [10.1039/C4EE02251C](https://doi.org/10.1039/C4EE02251C)
36. J. R. McKone, N. S. Lewis, H. B. Gray, Will solar-driven water-splitting devices see the light of day? *Chem. Mater.* **26**, 407–414 (2014). doi: [10.1021/cm4021518](https://doi.org/10.1021/cm4021518)
37. N. S. Lewis, Research opportunities to advance solar energy utilization. *Science* **351**, aad1920 (2016). doi: [10.1126/science.aad1920](https://doi.org/10.1126/science.aad1920); pmid: 26798020
38. G. Janssens-Maenhout et al., EDGAR v4.3.2 Global Atlas of the three major greenhouse gas emissions for the period 1970–2012. *Earth System Science Data*, (2017).
39. IEA, "Greenhouse gas emissions from major industrial sources—III: Iron and steel production" (IEA, 2000).
40. A. Denis-Ryan, C. Bataille, F. Jotzo, Managing carbon-intensive materials in a decarbonizing world without a global price on carbon. *Clim. Policy* **16** (sup1), S110–S128 (2016). doi: [10.1080/14693062.2016.1176008](https://doi.org/10.1080/14693062.2016.1176008)
41. J. Tollefson, The wooden skyscrapers that could help to cool the planet. *Nature* **545**, 280–282 (2017). doi: [10.1038/545280a](https://doi.org/10.1038/545280a); pmid: 28516941
42. PWC-Metals, "Steel in 2025: quo vadis?" (PEC, 2015).
43. IEA, "Cement Technology Roadmap" (International Energy Agency; World Business Council for Sustainable Development, 2009).
44. B. J. van Ruijven et al., Long-term model-based projections of energy use and CO₂ emissions from the global steel and cement industries. *Resour. Conserv. Recycling* **112**, 15–36 (2016). doi: [10.1016/j.resconrec.2016.04.016](https://doi.org/10.1016/j.resconrec.2016.04.016)
45. NETL, "Cost of capturing CO₂ from Industrial Sources" (NETL, 2014).
46. IEA, "Energy Technology Perspectives: Iron & Steel Findings," (IEA, 2015).
47. A. Carpenter, "CO₂ abatement in the iron and steel industry" (IEA Clean Coal Centre, 2012).
48. L. J. Sonter, D. J. Barrett, C. J. Moran, B. S. Soares-Filho, Carbon emissions due to deforestation for the production of charcoal used in Brazil's steel industry. *Nat. Clim. Chang.* **5**, 359–363 (2015). doi: [10.1038/nclimate2515](https://doi.org/10.1038/nclimate2515)
49. M.-G. Pickett, M. Wichert, A. Fallot, L. Aimola, Assessing land availability to produce biomass for energy: The case of Brazilian charcoal for steel making. *Biomass Bioenergy* **33**, 180–190 (2009). doi: [10.1016/j.biombioe.2008.06.002](https://doi.org/10.1016/j.biombioe.2008.06.002)
50. H. Hiebler, J. F. Plaul, Hydrogen plasma smelting reduction—An option for steelmaking in the future. *Metalurgija* **43**, 155–162 (2004).
51. T. Kuramochi, A. Ramirez, W. Turkenburg, A. Faaij, Comparative assessment of CO₂ capture technologies for carbon-intensive industrial processes. *Proc. Energy Combust. Sci.* **38**, 87–112 (2012). doi: [10.1016/j.peccs.2011.05.001](https://doi.org/10.1016/j.peccs.2011.05.001)
52. M. C. Romano et al., Application of advanced technologies for CO₂ capture from industrial sources. *Energy Procedia* **37**, 7176–7185 (2013). doi: [10.1016/j.egypro.2013.06.655](https://doi.org/10.1016/j.egypro.2013.06.655)
53. C. C. Dean, D. Dugwell, P. S. Fennell, Investigation into potential synergy between power generation, cement manufacture and CO₂ abatement using the calcium looping cycle. *Energy Environ. Sci.* **4**, 2050–2053 (2011). doi: [10.1039/c1ee01282g](https://doi.org/10.1039/c1ee01282g)
54. D. Barker et al., "CO₂ capture in the cement industry" (IEA Greenhouse as R&D Programme, 2008).
55. F. S. Zeman, K. S. Lackner, The zero emission kiln. *Int. Cement Rev.* **2006**, 55–58 (2006).
56. L. Zheng, T. P. Hills, P. Fennell, Phase evolution, characterisation, and performance of cement prepared in an oxy-fuel atmosphere. *Faraday Discuss.* **192**, 113–124 (2016). doi: [10.1039/C6FD00032K](https://doi.org/10.1039/C6FD00032K); pmid: 27477884
57. F. Xi et al., Substantial global carbon uptake by cement carbonation. *Nat. Geosci.* **9**, 880–883 (2016). doi: [10.1038/ngeo2840](https://doi.org/10.1038/ngeo2840)
58. M. Jarre, M. Noussan, A. Poggio, Operational analysis of natural gas combined cycle CHP plants: Energy performance and pollutant emissions. *Appl. Therm. Eng.* **100**, 304–314 (2016). doi: [10.1016/j.applthermaleng.2016.02.040](https://doi.org/10.1016/j.applthermaleng.2016.02.040)
59. Q. Wang, X. Chen, A. N. Jha, H. Rogers, Natural gas from shale formation – The evolution, evidences and challenges of shale gas revolution in United States. *Renew. Sustain. Energy Rev.* **30**, 1–28 (2014). doi: [10.1016/j.rser.2013.08.065](https://doi.org/10.1016/j.rser.2013.08.065)
60. U.S. Energy Information Administration (EIA), "Monthly generator capacity factor data now available by fuel and technology" (EIA, 2014).
61. M. R. Shaner, S. J. Davis, N. S. Lewis, K. Caldeira, Geophysical constraints on the reliability of solar and wind power in the United States. *Energy Environ. Sci.* **11**, 914–925 (2018). doi: [10.1039/C7EE03029K](https://doi.org/10.1039/C7EE03029K)
62. A. E. MacDonald et al., Future cost-competitive electricity systems and their impact on US CO₂ emissions. *Nat. Clim. Chang.* **6**, 526–531 (2016). doi: [10.1038/nclimate2921](https://doi.org/10.1038/nclimate2921)
63. NREL, "Renewable electricity futures study," (National Renewable Energy Laboratory, 2012).
64. L. Hirth, J. C. Steckel, The role of capital costs in decarbonizing the electricity sector. *Environ. Res. Lett.* **11**, 114010 (2016). doi: [10.1088/1748-9326/11/11/114010](https://doi.org/10.1088/1748-9326/11/11/114010)
65. E. Mechleri, P. S. Fennell, N. Mac Dowell, Optimisation and evaluation of flexible operation strategies for coal-and gas-CCS power stations with a multi-period design approach. *Int. J. Greenh. Gas Control* **59**, 24–39 (2017). doi: [10.1016/j.jggc.2016.09.018](https://doi.org/10.1016/j.jggc.2016.09.018)
66. EPRI, "Program on technology innovation: Approach to transition nuclear power plants to flexible power operations" (Electric Power Research Institute, 2014).
67. R. Ponciroli et al., Profitability evaluation of load-following nuclear units with physics-induced operational constraints. *Nucl. Technol.* **200**, 189–207 (2017). doi: [10.1080/00295450.2017.1388668](https://doi.org/10.1080/00295450.2017.1388668)
68. J. D. Jenkins et al., The benefits of nuclear flexibility in power system operations with renewable energy. *Appl. Energy* **222**, 872–884 (2018). doi: [10.1016/j.apenergy.2018.03.002](https://doi.org/10.1016/j.apenergy.2018.03.002)
69. J. R. Lovering, A. Yip, T. Nordhaus, Historical construction costs of global nuclear power reactors. *Energy Policy* **91**, 371–382 (2016). doi: [10.1016/j.enpol.2016.01.011](https://doi.org/10.1016/j.enpol.2016.01.011)
70. A. Grubler, The costs of the French nuclear scale-up: A case of negative learning by doing. *Energy Policy* **38**, 5174–5188 (2010). doi: [10.1016/j.enpol.2010.05.003](https://doi.org/10.1016/j.enpol.2010.05.003)
71. J. Koomey, N. E. Hultman, A reactor-level analysis of busbar costs for US nuclear plants, 1970–2005. *Energy Policy* **35**, 5630–5642 (2007). doi: [10.1016/j.enpol.2007.06.005](https://doi.org/10.1016/j.enpol.2007.06.005)
72. W. A. Bruff, J. M. Mueller, J. E. Trancik, Value of storage technologies for wind and solar energy. *Nat. Clim. Chang.* **6**, 964–969 (2016). doi: [10.1038/nclimate3045](https://doi.org/10.1038/nclimate3045)
73. N. Kittner, F. Lill, D. Kammen, Energy storage deployment and innovation for the clean energy transition. *Nat. Energy* **2**, 17125 (2017). doi: [10.1038/nenergy.2017.125](https://doi.org/10.1038/nenergy.2017.125)
74. M. Sterner, M. Jentsch, U. Holzhammer, *Energetisch-wirtschaftliche und ökologische Bewertung eines Windgas-Angebotes* (Fraunhofer Institut für Windenergie und Energiesystemtechnik, 2011).
75. Y. Wang, D. Y. C. Leung, J. Xuan, H. Wang, A review on unitized regenerative fuel cell technologies, part A: Unitized regenerative proton exchange membrane fuel cells. *Renew. Sustain. Energy Rev.* **65**, 961–977 (2016). doi: [10.1016/j.rser.2016.07.046](https://doi.org/10.1016/j.rser.2016.07.046)
76. D. McVay, J. Brouwer, F. Ghigliazza, Critical evaluation of dynamic reversible chemical energy storage with high temperature electrolysis. *Proceedings of the 41st International Conference on Advanced Ceramics and Composites* **38**, 47–53 (2018).
77. M. Melaina, O. Antonia, M. Penev, "Blending hydrogen into natural gas pipeline networks: A review of key issues" (NREL, 2013).

78. American Gas Association, *Transitioning the Transportation Sector: Exploring the Intersection of Hydrogen Fuel Cell and Natural Gas Vehicles* (Sandia National Laboratory, 2014).
79. DOE, "Goals for batteries" (DOE, Vehicle Technologies Office, 2018); <https://energy.gov/eere/vehicles/batteries>.
80. R. E. Ciez, J. F. Whitacre, The cost of lithium is unlikely to upend the price of Li-ion storage systems. *J. Power Sources* **320**, 310–313 (2016). doi: [10.1016/j.jpowsour.2016.04.073](https://doi.org/10.1016/j.jpowsour.2016.04.073)
81. Z. Li *et al.*, Air-breathing aqueous sulfur flow battery for ultralow cost electrical storage. *Joule* **1**, 306–327 (2017). doi: [10.1016/j.joule.2017.08.007](https://doi.org/10.1016/j.joule.2017.08.007)
82. C. Quinn, D. Zimmerle, T. H. Bradley, The effect of communication architecture on the availability, reliability, and economics of plug-in hybrid electric vehicle-to-grid ancillary services. *J. Power Sources* **195**, 1500–1509 (2010). doi: [10.1016/j.jpowsour.2009.08.075](https://doi.org/10.1016/j.jpowsour.2009.08.075)
83. J. I. Pérez-Díaz, M. Chazarra, J. García-González, G. Cavazzini, A. Stoppato, Trends and challenges in the operation of pumped-storage hydropower plants. *Renew. Sustain. Energy Rev.* **44**, 767–784 (2015). doi: [10.1016/j.rser.2015.01.029](https://doi.org/10.1016/j.rser.2015.01.029)
84. A. B. Gallo, J. R. Simões-Moreira, H. K. M. Costa, M. M. Santos, E. Moutinho dos Santos, Energy storage in the energy transition context: A technology review. *Renew. Sustain. Energy Rev.* **65**, 800–822 (2016). doi: [10.1016/j.rser.2016.07.028](https://doi.org/10.1016/j.rser.2016.07.028)
85. T. Letcher, *Storing Energy with Special Reference to Renewable Energy Sources* (Elsevier, 2016).
86. MGH Deep Sea Energy Storage; www.mgh-energy.com.
87. A. Hauer, "Thermal energy storage," *Technology Policy Brief E17* (IEA-ETSAP and IRENA, 2012).
88. A. Abedin, M. Rosen, A critical review of thermochemical energy storage systems. *Open Renew. Ener. J.* **4**, 42–46 (2010). doi: [10.2174/1876387101004010042](https://doi.org/10.2174/1876387101004010042)
89. DOE, "Thermal storage R&D for CSP systems," (DOE, Solar Energy Technologies Office, 2018); www.energy.gov/eere/solar/thermal-storage-rd-csp-systems.
90. E. Hale *et al.*, "Demand response resource quantification with detailed building energy models" (NREL, 2016).
91. P. Alstone *et al.*, "California demand response potential study" (CPUC/LBNL, 2016).
92. P. Bronski *et al.*, "The economics of demand flexibility: How "flexiwatts" create quantifiable value for customers and the grid" (Rocky Mountain Institute, 2015).
93. B. Pierpont, D. Nelson, A. Goggins, D. Posner, "Flexibility: The path to low-carbon, low-cost electricity grids" (Climate Policy Initiative, 2017).
94. L. Clarke *et al.*, in *Mitigation of Climate Change. Contribution of Working Group III to the IPCC 5th Fifth Assessment Report of the Intergovernmental Panel on Climate Change*. (Cambridge Univ. Press, 2014).
95. D. P. van Vuuren *et al.*, The role of negative CO₂ emissions for reaching 2°C—Insights from integrated assessment modelling. *Clim. Change* **118**, 15–27 (2013). doi: [10.1007/s10584-012-0680-5](https://doi.org/10.1007/s10584-012-0680-5)
96. E. Kriegler *et al.*, The role of technology for achieving climate policy objectives: Overview of the EMF 27 study on global technology and climate policy strategies. *Clim. Change* **123**, 353–367 (2014). doi: [10.1007/s10584-013-0953-7](https://doi.org/10.1007/s10584-013-0953-7)
97. C. Azar *et al.*, The feasibility of low CO₂ concentration targets and the role of bio-energy with carbon capture and storage (BECCS). *Clim. Change* **100**, 195–202 (2010). doi: [10.1007/s10584-010-9832-7](https://doi.org/10.1007/s10584-010-9832-7)
98. J. M. D. MacElroy, Closing the carbon cycle through rational use of carbon-based fuels. *Ambio* **45** (Suppl 1), S5–S14 (2016). doi: [10.1007/s13280-015-0728-7](https://doi.org/10.1007/s13280-015-0728-7); pmid: 26667055
99. H. de Coninck, S. M. Benson, Carbon dioxide capture and storage: Issues and prospects. *Annu. Rev. Environ. Resour.* **39**, 243–270 (2014). doi: [10.1146/annurev-environ-032112-095222](https://doi.org/10.1146/annurev-environ-032112-095222)
100. R. Socolow *et al.*, "Direct air capture of CO₂ with chemicals: A technology assessment for the APS Panel on Public Affairs," (American Physical Society, 2011).
101. K. S. Lackner *et al.*, The urgency of the development of CO₂ capture from ambient air. *Proc. Natl. Acad. Sci. U.S.A.* **109**, 13156–13162 (2012). doi: [10.1073/pnas.1108765109](https://doi.org/10.1073/pnas.1108765109); pmid: 22843674
102. Z. Kapetaki, J. Scowcroft, Overview of carbon capture and storage (CCS) demonstration project business models: Risks and enablers on the two sides of the Atlantic. *Energy Procedia* **114**, 6623–6630 (2017). doi: [10.1016/j.egypro.2017.03.1816](https://doi.org/10.1016/j.egypro.2017.03.1816)
103. IEA, *Renewables 2017: Analysis and Forecasts to 2022* (IEA, 2017).
104. N. Bauer *et al.*, Shared socio-economic pathways of the energy sector—quantifying the narratives. *Glob. Environ. Change* **42**, 316–330 (2017). doi: [10.1016/j.gloenvcha.2016.07.006](https://doi.org/10.1016/j.gloenvcha.2016.07.006)
105. J. D. Farmer, F. Lafond, How predictable is technological progress? *Res. Policy* **45**, 647–665 (2016). doi: [10.1016/j.respol.2015.11.001](https://doi.org/10.1016/j.respol.2015.11.001)
106. L. M. A. Bettencourt, J. E. Trancik, J. Kaur, Determinants of the pace of global innovation in energy technologies. *PLOS ONE* **8**, e67864 (2013). doi: [10.1371/journal.pone.0067864](https://doi.org/10.1371/journal.pone.0067864); pmid: 24155867
107. K. Riahi *et al.*, The Shared Socioeconomic Pathways and their energy, land use, and greenhouse gas emissions implications: An overview. *Glob. Environ. Change* **42**, 153–168 (2017). doi: [10.1016/j.gloenvcha.2016.05.009](https://doi.org/10.1016/j.gloenvcha.2016.05.009)
108. E. Holden, K. Linnerud, D. Banister, The imperatives of sustainable development. *Sustain. Dev.* 10.1002/sd.1647 (2016).
109. S. J. Davis, K. Caldeira, H. D. Matthews, Future CO₂ emissions and climate change from existing energy infrastructure. *Science* **329**, 1330–1333 (2010). doi: [10.1126/science.1188566](https://doi.org/10.1126/science.1188566); pmid: 20829483
110. K. C. Seto *et al.*, Carbon lock-in: Types, causes, and policy implications. *Annu. Rev. Environ. Resour.* **41**, 425–452 (2016). doi: [10.1146/annurev-environ-110615-085934](https://doi.org/10.1146/annurev-environ-110615-085934)
111. D. E. H. J. Gernaat *et al.*, Understanding the contribution of non-carbon dioxide gases in deep mitigation scenarios. *Glob. Environ. Change* **33**, 142–153 (2015). doi: [10.1016/j.gloenvcha.2015.04.010](https://doi.org/10.1016/j.gloenvcha.2015.04.010)
112. D. P. van Vuuren *et al.*, Energy, land-use and greenhouse gas emissions trajectories under a green growth paradigm. *Glob. Environ. Change* **42**, 237–250 (2017). doi: [10.1016/j.gloenvcha.2016.05.008](https://doi.org/10.1016/j.gloenvcha.2016.05.008)
113. EIA, "Levelized Cost and Levelized Avoided Cost of New Generation Resources in the Annual Energy Outlook 2018" (2018); www.eia.gov/outlooks/aeo/pdf/electricity_generation.pdf.

ACKNOWLEDGMENTS

The authors extend a special acknowledgment to M.I.H. for inspiration on the 20th anniversary of publication of (1). The authors also thank M. Dyson, L. Fulton, L. Lynd, G. Janssens-Maenhout, M. McKinnon, J. Mueller, G. Pereira, M. Ziegler, and M. Wang for helpful input. This Review stems from an Aspen Global Change Institute meeting in July 2016 convened with support from NASA, the Heising-Simons Foundation, and the Fund for Innovative Climate and Energy Research. S.J.D. and J.B. also acknowledge support of the U.S. National Science Foundation (INFEWS grant EAR 1639318). D.A., B.H., and B-M.H. acknowledge Alliance for Sustainable Energy, the manager and operator of the National Renewable Energy Laboratory for the U.S. Department of Energy (DOE) under contract DE-AC36-08G028308. Funding was in part provided by the DOE Office of Energy Efficiency and Renewable Energy. The views expressed in the article do not necessarily represent the views of the DOE or the U.S. government. The U.S. government retains and the publisher, by accepting the article for publication, acknowledges that the U.S. government retains a nonexclusive, paid-up, irrevocable, worldwide license to publish or reproduce the published form of this work, or allow others to do so, for U.S. government purposes.

SUPPLEMENTARY MATERIALS

www.sciencemag.org/content/360/6396/eaas9793/suppl/DC1
Materials and Methods
References (114–161)

11 January 2018; accepted 25 May 2018
10.1126/science.aas9793

Net-zero emissions energy systems

Steven J. Davis, Nathan S. Lewis, Matthew Shaner, Sonia Aggarwal, Doug Arent, Inés L. Azevedo, Sally M. Benson, Thomas Bradley, Jack Brouwer, Yet-Ming Chiang, Christopher T. M. Clack, Armond Cohen, Stephen Doig, Jae Edmonds, Paul Fennell, Christopher B. Field, Bryan Hannegan, Bri-Mathias Hodge, Martin I. Hoffert, Eric Ingersoll, Paulina Jaramillo, Klaus S. Lackner, Katharine J. Mach, Michael Mastrandrea, Joan Ogden, Per F. Peterson, Daniel L. Sanchez, Daniel Sperling, Joseph Stagner, Jessica E. Trancik, Chi-Jen Yang and Ken Caldeira

Science **360** (6396), eaas9793.
DOI: 10.1126/science.aas9793

Path to zero carbon emissions

Models show that to avert dangerous levels of climate change, global carbon dioxide emissions must fall to zero later this century. Most of these emissions arise from energy use. Davis *et al.* review what it would take to achieve decarbonization of the energy system. Some parts of the energy system are particularly difficult to decarbonize, including aviation, long-distance transport, steel and cement production, and provision of a reliable electricity supply. Current technologies and pathways show promise, but integration of now-discrete energy sectors and industrial processes is vital to achieve minimal emissions.

Science, this issue p. eaas9793

ARTICLE TOOLS

<http://science.sciencemag.org/content/360/6396/eaas9793>

SUPPLEMENTARY MATERIALS

<http://science.sciencemag.org/content/suppl/2018/06/27/360.6396.eaas9793.DC1>

RELATED CONTENT

<http://science.sciencemag.org/content/sci/360/6396/1379.full>
<http://science.sciencemag.org/content/sci/360/6396/1396.full>
<http://science.sciencemag.org/content/sci/360/6396/1407.full>
<http://science.sciencemag.org/content/sci/360/6396/1409.full>
<file:/content>

REFERENCES

This article cites 101 articles, 5 of which you can access for free
<http://science.sciencemag.org/content/360/6396/eaas9793#BIBL>

PERMISSIONS

<http://www.sciencemag.org/help/reprints-and-permissions>

Use of this article is subject to the [Terms of Service](#)